

MODEL #26550

Acrobat Crescent Desk (60")

DESIGN:

Our Acrobat Crescent table offers ample leg-to-leg space while functioning as a collaborative workspace for each student.

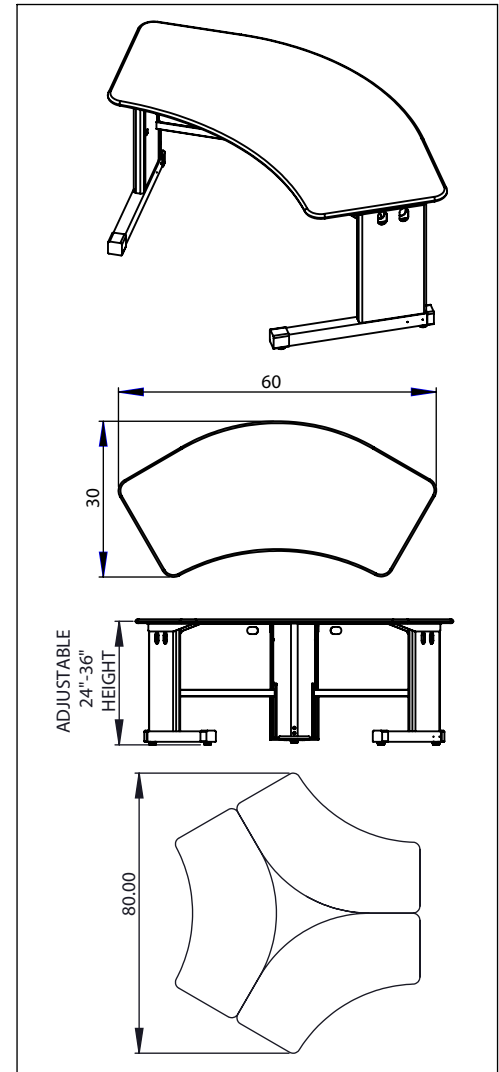
MATERIALS:

The 1 1/4" thick work surface consists of a 45 lb. density particle board core with a .030" high-pressure laminated surface and a .020" melamine backer sheet. The edge of the work surface features 3/8" bumper edge molding that is mechanically fastened every 6 to 8 inches to assure a long lasting fit. The top is pre-drilled for ease of installation.

The Legs are telescoping which allows height adjustment from 24 1/2" to 36 1/2" high. The legs are 1 5/8"W x 10"D double wall panel constructed of 12, 14 and 18-gauge steel with rounded edges. Cable ports in the upper leg create networking options from station to station and in the lower leg cable ports provide routing to the floor. The base is 16-gauge steel tube 1 3/4" x 2" nylon caps protect the feet. The legs also have 1" adjusting leveling glides.

The modesty panel is made from 18-gauge steel and features a built in raceway and cable ports in the upper corners. The panel connects to the worksurface and legs. Acrobat workstations can go mobile with optional 3" or 4" dual wheel casters.

PRODUCT SPECIFICATIONS:




DIMENSIONS & FREIGHT: Product is NOT UPSable

Model	Description	D"	W"	H"	F.C.	Cube	Wt.
26550	Acrobat Crescent Workstation	30	60	24-36	70	6.5	125
	26550 Carton Dimensions			3	70	4.6	

AVAILABLE COLORS:

Acrobat Desk
Leg Color Choice



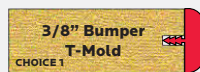
Acrobat Laminate Color Choice



Acrobat Edge Color Choice



1 1/4" Tops



Acrobat Workstations Have Top and Edge Choices

CHOICE 1 - 1 1/4" top with Bumper T-Mold
no letter to follow Model No.

CHOICE 3 - 1 1/4" top with 4mm T-Mold
D to follow Model No.