

# MODEL #26383, 26393, 26403, 26413

## 24" D Acrobat Workstations

### DESIGN:

The strong, stable Acrobat Workstations can be used separately or in multiple combinations. It features a built-in wire raceway in the modesty panel for cable management.

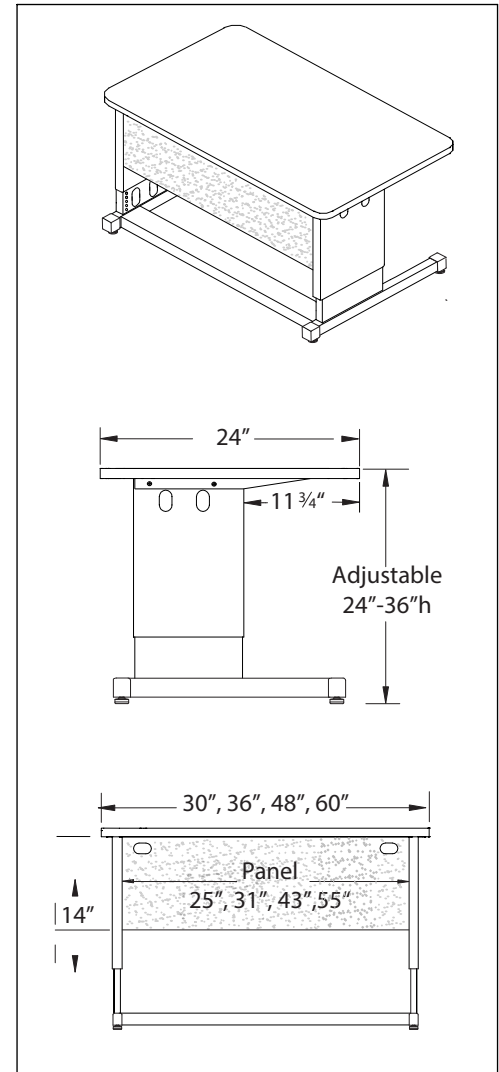
### MATERIALS:

The 1 1/4" thick work surface consists of a 45 lb. density particle board core with a .030" high-pressure laminated surface and a .020" melamine backer sheet. The edge of the work surface features 3/8" bumper edge molding that is mechanically fastened every 6 to 8 inches to assure a long lasting fit. The top is pre-drilled for ease of installation.

The Legs are telescoping which allows height adjustment from 24 1/2" to 36 1/2" high. The legs are 1 5/8"W x 10"D double wall panel constructed of 12, 14 and 18-gauge steel with rounded edges. Cable ports in the upper leg create networking options from station to station and in the lower leg cable ports provide routing to the floor. The base is 16-gauge steel tube 1 3/4" x 2" nylon caps protect the feet. The legs also have 1" adjusting leveling glides.

The modesty panel is made from 18-gauge steel and features a built in raceway and cable ports in the upper corners. The panel connects to the worksurface and legs. Acrobat workstations can go mobile with optional 3" or 4" dual wheel casters.

### PRODUCT SPECIFICATIONS:




### DIMENSIONS & FREIGHT:


Model	Description	D"	W"	H"	F.C.Cube	Wt.	UPS
26383	24"D x 30"W Acrobat Workstation	24	30	24-36	70	4.6	82 *
	26383 Carton Dimensions	25 1/8	33 1/4	3	70	4.6	82 *
26393	24"D x 36"W Acrobat Workstation	24	36	24-36	70	5.7	88 *
	26393 Carton Dimensions	25 1/8	39 1/4	3	70	5.7	88 *
26403	24"D x 48"W Acrobat Workstation	24	48	24-36	70	6.9	100 *
	26403 Carton Dimensions	25 1/8	51 1/4	3	70	6.9	100 *
26413	24"D x 60"W Acrobat Workstation	24	60	24-36	70	7.3	113 NO
	26413 Carton Dimensions	25 1/8	63 1/4	3	70	7.3	113 NO

### AVAILABLE COLORS:

Acrobat Desk  
Leg Color Choice



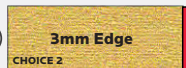
Acrobat Laminate Color Choice



Acrobat Edge Color Choice



#### 1 1/4" Tops



F

D



#### Acrobat Desks Have Top and Edge Choices

**CHOICE 1** - 1 1/4" top with Bumper T-Mold no letter to follow Model No.

**CHOICE 2** - 1 1/4" top with 3mm Edge **F** to follow Model No. *Rectangle only.*

**CHOICE 3** - 1 1/4" top with 4mm T-Mold **D** to follow Model No.