

MODEL #26423, 26433, 26443, 26453 & 26526

30"D Acrobat Workstations

DESIGN:

The strong, stable Acrobat Workstations can be used separately or in multiple combinations. It features a built-in wire raceway in the modesty panel for cable management.

MATERIALS:

The 1 1/4" thick work surface consists of a 45 lb. density particle board core with a .030" high-pressure laminated surface and a .020" melamine backer sheet. The edge of the work surface features 3/8" bumper edge molding that is mechanically fastened every 6 to 8 inches to assure a long lasting fit. The top is pre-drilled for ease of installation.

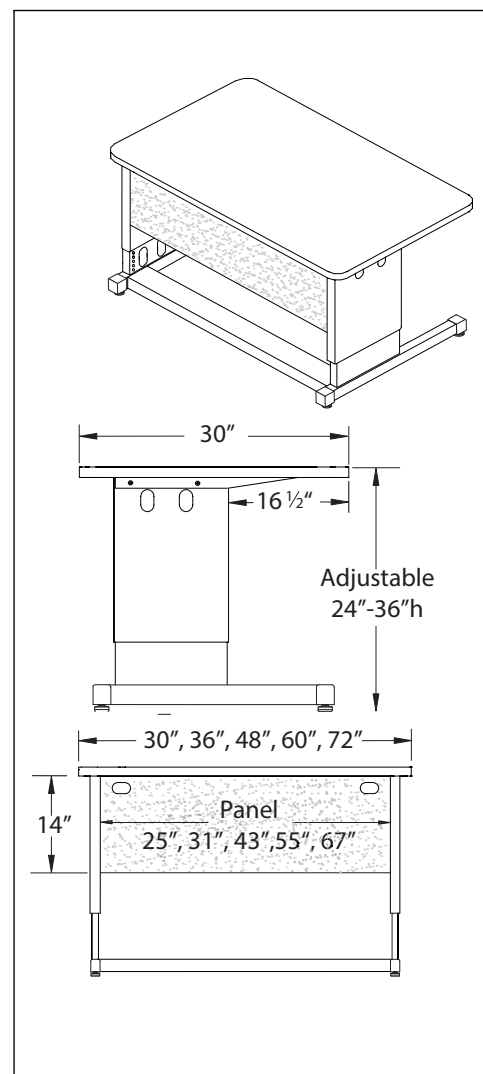
The Legs are telescoping which allows height adjustment from 24 1/2" to 36 1/2" high. The legs are 1 5/8"W x 10"D double wall panel constructed of 12, 14 and 18-gauge steel with rounded edges. Cable ports in the upper leg create networking options from station to station and in the lower leg cable ports provide routing to the floor. The base is 16-gauge steel tube 1 3/4" x 2" nylon caps protect the feet. The legs also have 1" adjusting leveling glides.

The modesty panel is made from 18-gauge steel and features a built in raceway and cable ports in the upper corners. The panel connects to the worksurface and legs. Acrobat workstations can go mobile with optional 3" or 4" dual wheel casters.

DIMENSIONS & FREIGHT:

Model	Description	D"	W"	H"	F.C.Cube	Wt.	UPS
26423	30"D x 30"W Acrobat Workstation	30	30	24-36	70	4.6 88	*
	26423 Carton Dimensions	30	30	3	70	4.6 88	*
26433	30"D x 36"W Acrobat Workstation	30	36	24-36	70	5.7 95	*
	26433 Carton Dimensions	31 1/8	36 1/4	3 1/8	70	5.7 95	*
26443	30"D x 48"W Acrobat Workstation	30	48	24-36	70	6.9 110	NO
	26443 Carton Dimensions	31 1/8	51 1/4	3 1/8	70	6.9 110	
26453	30"D x 60"W Acrobat Workstation	30	60	24-36	70	7.3 125	NO
	26453 Carton Dimensions	31 1/8	63	3 1/8	70	7.3 125	
26453	30"D x 72"W Acrobat Workstation	30	72	24-36	70	7.3 140	NO
	26526 Carton Dimensions	31 1/8	75 1/4	3 1/8	70	7.3 140	

PRODUCT SPECIFICATIONS:



AVAILABLE COLORS:

Acrobat Desk
Leg Color Choice



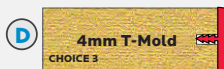
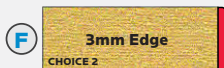
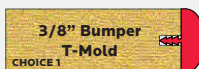
Acrobat Laminate Color Choice



Acrobat Edge Color Choice



1 1/4" Tops



Acrobat Desks Have Top and Edge Choices

CHOICE 1 - 1 1/4" top with Bumper T-Mold
no letter to follow Model No.

CHOICE 2 - 1 1/4" top with 3mm Edge
F to follow Model No. Rectangle only.

CHOICE 3 - 1 1/4" top with 4mm T-Mold
D to follow Model No.