

MODEL #01501-01507 + #01525, 01536

Café Tables

DESIGN:

Our café table bases are an ideal and modern approach to library or cafeteria seating. Base available in sitting height, 30"h or standing height, 42"h. Pair one of our sturdy bases with one of our Smith System café table tops. Top available in 30"-42" Square or 30"-48" Round.

MATERIALS:

The 1 1/4" thick work surface consists of a 45 lb. density particle board core with a .030" high-pressure laminated surface and a .020" melamine backer sheet. The edge of the work surface features 3/8" bumper edge molding that is mechanically fastened every 6 to 8 inches to assure a long lasting fit. The top is pre-drilled for ease of installation.

The Café table base is constructed of 18 gauge steel tubes and cast iron, Black, Champagne or Platinum powder coat finish. The base includes non-marring, adjustable black leveling glides. The column attaches securely to the base with a heavy hex bolt and lockwasher, for a simple, one-step installation.

DIMENSIONS & FREIGHT:

Model	Description	D"	W"	H"	F.C.	Cube	Wt.	UPS
Square Café Table Tops								
01501	Square top only	30	30		70	1.5	29	✓
01503	Square top only	36	36		70	2.25	42	✓
01505	Square top only	42	42		70	3.0	57	✓


Model	Description	D"	W"	H"	F.C.	Cube	Wt.	UPS
Round Café Table Tops								
01502	Round top only	30" diameter			70	1.5	25	✓
01504	Round top only	36" diameter			70	2.25	33	✓
01506	Round top only	42" diameter			70	3.0	45	✓
01507	Round top only	48" diameter			70	4.0	58	

Model	Description	D"	W"	H"	F.C.	Cube	Wt.	UPS
Café Table Base Options								
01525	4 Point base, 28" dia - sitting	28	28	29	70	1.0	34	
01536	4 Point base, 28" dia - standing	28	28	42	70	1.0	38	

Model	Description	D"	W"	H"	F.C.	Cube	Wt.	UPS
Café Table Carton Information								
01525	Carton #1 Dimensions BULK	29.9	29.9	8.5	70	1.0	5.8	
01536	Carton #1 Dimensions BULK	42.5	29.1	8.5	70	1.0	6.3	
01525 & 01536	Carton #2 Dimensions BULK	22.4	22.4	7.9	70	1.0	12.1	
01525	Carton #1 Dimensions SINGLE	29	4	4	70	1.0	6.3	
01536	Carton #1 Dimensions SINGLE	43	4	4	70	1.0	12.1	
01525 & 01536	Carton #2 Dimensions SINGLE	31	31	3	70	1.0	12.1	

AVAILABLE COLORS:

Café Base Color Choice



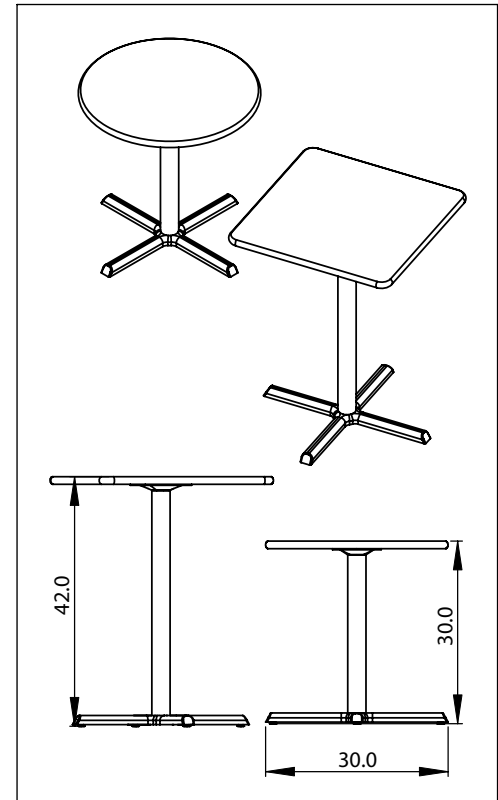
Café Top Laminate Choice



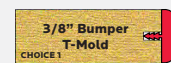
Café Top Edge Color Choice



PRODUCT SPECIFICATIONS:



1 1/4" Tops



CHOICE 1

Café Tables Have Top and Edge Choices

CHOICE 1 - 1 1/4" top with Bumper T-Mold no letter to follow Model No.



CHOICE 3

CHOICE 3 - 1 1/4" top with 4mm T-Mold D to follow Model No.