



CAFÉ TABLE, OVAL W/ POWER

COUNTER HEIGHT (42") WITH 2 POWER DOMES
MODEL NUMBER: 01515



OVERVIEW

- Large café top allows for group interaction or individual study.
- Sturdy, durable 42" standing height base (x2)
- Base constructed of 18-gauge steel tubes and cast iron.
- Includes non-marring adjustable black leveling glides.
- Column attaches securely to the base with a heavy hex bolt for 1-step install.
- Work surface is 1 1/4" thick 45 lb. density particle board core, with a .030" high pressure laminated surface and a .020" melamine backer sheet.
- The edge of the work surface features 3/8" bumper edge molding, mechanically fastened every 6-8 inches to assure a long lasting fit.

POWER DOME (P/N #017088 BLA)

- Power Dome is UL listed and CSA certified.
- Each Power Dome includes 2 10ft, 15 amp power cords + four power outlets.
- Each power unit is installed in a 3" diameter cutout above each column.

COLOR OPTIONS

Planner Table Standard Laminate Color Choice



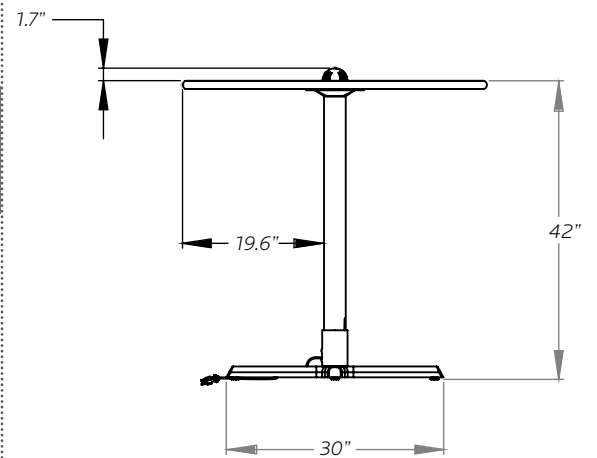
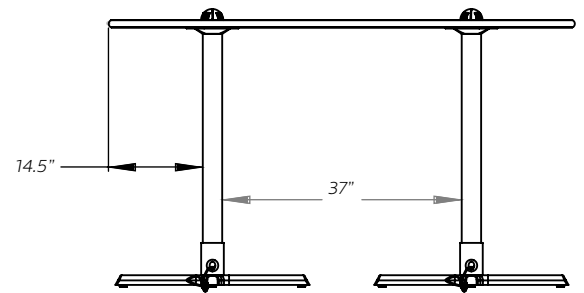
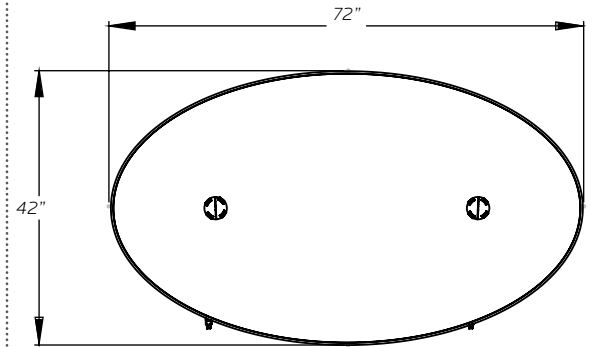
Planner Table Standard Edge Color Choice



Planner Table Frame Color



PRODUCT SPECIFICATIONS:



Model	Description	D"	W"	H"	F.C.	Cube	Wt.	UPS
01515	Café Table, Oval w/ 2 dome power	42	72	42	125	140		NO

FOR MORE INFORMATION CALL 1-800-328-1061
OR VISIT WWW.SMITHSYSTEM.COM

