

uxl 48" crescent cap



- UL48NC is standard with a 1 1/4" top and 3/8" bumper T-Mold with fixed-height legs (FL).

model #: UL48NC____PLTFL

uxl 48" half-round crescent end cap

DIMENSIONS + FREIGHT:

MODEL #	D"	W"	H"	F.C.	CUBE	WEIGHT
UL48NC	30"	48"	29.5"	70	2.8	80 lbs.
carton	31"	62"	3"			

OVERVIEW:






The UXL Crescent End Cap table fits perfectly with our UXL Crescent table to create an end cap station. Half Round top caps off the Crescent table for a comprehensive grouping.

MATERIALS:

The 1 1/4" thick **WORK SURFACE** consists of a 45 lb density particle board core with a 0.030" high pressure laminated surface and a 0.020" melamine backer sheet. The edge of the work surface features edge molding that is mechanically fastened to the underside of the work surface every 6 to 8 inches to assure a long lasting fit.

The frame is attached to the pre-drilled holes in the top with #10 x 5/8" screws. The legs then fasten into the frame at each corner. The frame comes fully assembled requiring only two bolts per leg to complete installation. The table frame is a boxed tube design made of aircraft grade aluminum to reduce weight, while being very stable and sturdy. The 16-gauge steel legs are 2" diameter and powder coated for a long lasting durable finish. Legs are available in different configurations, see chart.

UXL LEG OPTIONS

				
FL	AL SL	FC	AC SC	TL TG
29.5"H	27.5" - 33.5"H 23.5" - 29.5"H	29.5"H	26.5" - 33.5"H 23.5" - 29.5"H	29.5"H

UXL CRESCENT END TOP & EDGE PROFILE

1 1/4" TOP



UL

3/8"

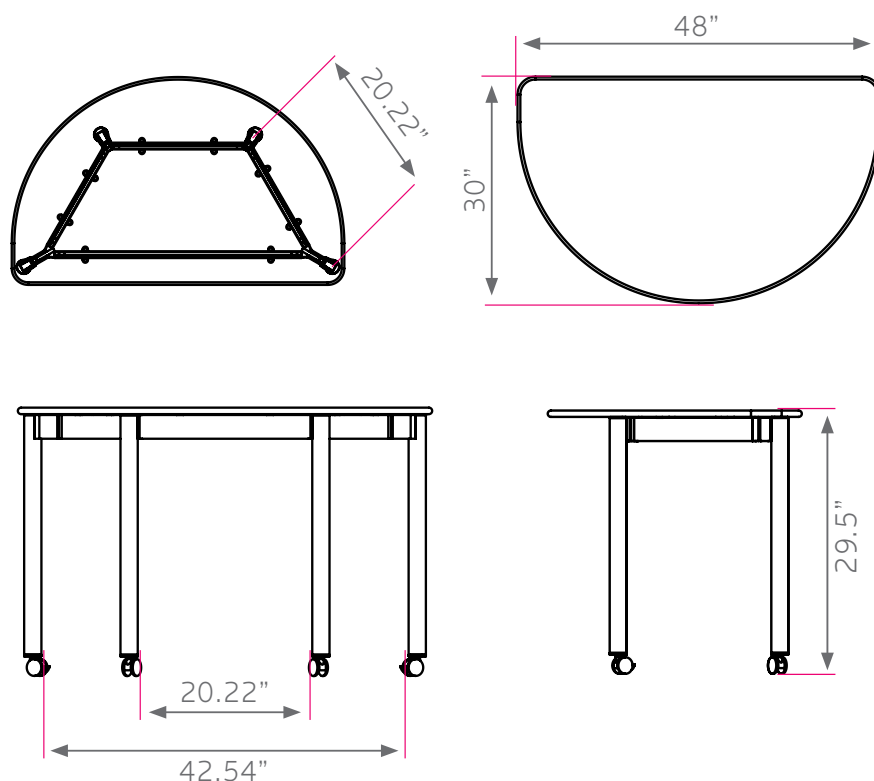
BUMPER



U8

4MM

T-MOLD



UXL Frame & Leg Color Options



PLATINUM

PLT

Choose
MODEL

7 8 9
Pick Laminate
Color

10
Pick Edge Color

PLT

FL

Fixed-height (FL) leg
set is standard.
See page 99 to order
optional leg sets.

Standard Laminate Options

Want to specify a different laminate?

No problem. If you have 20 or more tops of the same color -60 or -38 there is no upcharge. Have 20 or less? We can quote for you with the Wilsonart code and – finish style. We can specify other laminates – call to inquire and get a quote.




Suggested Standard Laminates:




ASIAN NIGHT
7949-60

ANG



BOARDWALK OAK
7983-60

BWK



PEWTER MESH
4878-60

PEW



CLASSIC LINEN
4943-60

CLN



HIGH RISE
4996-60

HRE



BUKA BARK
7982-60

BBK



PALISADES OAK
7987-60

PSO



FLAX LINEN
4990-60

FLL



MISSION MAPLE
7990-60

MIM



NEW AGE OAK
7938-60


NEW

Classic Standard Laminates:



WILD CHERRY
7054-60

CHE



GREY NEBULA
4622-60

GNB



FUSION MAPLE
7909-60

MAP

All 13 of the standard laminates are -60 finish, if you need to match a laminate from a previous year, please let us know on your order (example Pewter Mesh 4878-38, our standard is -60).

When the WilsonArt Laminate code includes a "Y", "K", "-12" "-78", "Aeon" etc, these are special laminates with an upcharge, even when it contains -38 or -60.

Standard Edge Color Options



APPLE A



BLACK B



BLUEBERRY C



BURGUNDY D



CERULEAN S



CHAMPAGNE O



CHARCOAL R



CHOCOLATE Q



CLEMENTINE E



FOREST GREEN F



FUCHSIA G



MINT H



MOCHA T



NAVY I



ORANGE U



PERSIAN BLUE J



PLATINUM P



PURPLE K



RED L



YELLOW N