

uxl 20" x 72"



- UXL Tables are standard with a 3/4" Bullet T-Mold top and fixed-height legs (FL).

model #: XL2072_ _ _ _ PLTFL

uxl 20" x 72" rectangle

DIMENSIONS + FREIGHT:

MODEL #	D"	W"	H"	F.C.	CUBE	WEIGHT
XL2072	20"	72"	29.5"	70	3.3	100 lbs.
carton	25"	75.3"	3"			

OVERVIEW:

The UXL line offers high schools and colleges a complete, integrated system for outfitting the entire school, from classrooms to commons.

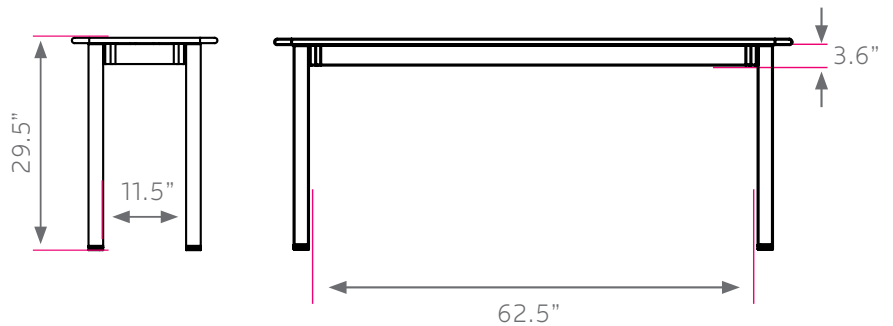

MATERIALS:

The 3/4" or 1 1/4" thick **WORK SURFACE** consists of a 45 lb density particle board core with a 0.030" high pressure laminated surface and a 0.020" melamine backer sheet. The edge of the work surface features edge molding that is mechanically fastened to the underside of the work surface every 6 to 8 inches to assure a long lasting fit.

The frame is attached to the pre-drilled holes in the top with #10 x 5/8" screws. The legs then fasten into the frame at each corner. The frame comes fully assembled requiring only two bolts per leg to complete installation. The table frame is a boxed tube design made of aircraft grade aluminum to reduce weight, while being very stable and sturdy. The 16-gauge steel legs are 2" diameter and powder coated for a long lasting durable finish. Legs are available in different configurations, see chart.



*XL2060, 20" x 60" UXL Rectangle Desk shown.



UXL LEG OPTIONS

FL	AL SL	FC	AC SC	TL TG
29.5"H	27.5" - 33.5"H 23.5" - 29.5"H	29.5"H	26.5" - 33.5"H 23.5" - 29.5"H	29.5"H

UXL TOP & EDGE PROFILE

1 1/4" TOP		3/4" TOP	
UL	U8	X8	XL
3/8"	4MM	4MM	BULLET
BUMPER	T-MOLD	T-MOLD	T-MOLD

UXL Frame & Leg Color Options



PLATINUM
PLT

Choose
MODEL

7 8 9
Pick Laminate
Color

10
Pick Edge
Color

PLT

FL

Fixed-height (FL) leg
set is standard.
See page 99 to order
optional leg sets.

Standard Laminate Options

Want to specify a different laminate?


No problem. If you have 20 or more tops of the same color -60 or -38 there is no upcharge. Have 20 or less? We can quote for you with the Wilsonart code and – finish style. We can specify other laminates – call to inquire and get a quote.



Suggested Standard Laminates:



ASIAN NIGHT
7949-60
ANG



BOARDWALK OAK
7983-60
BWK



PEWTER MESH
4878-60
PEW



CLASSIC LINEN
4943-60
CLN



HIGH RISE
4996-60
HRE



BUKA BARK
7982-60
BBK



PALISADES OAK
7987-60
PSO



FLAX LINEN
4990-60
FLL



MISSION MAPLE
7990-60
MIM



NEW AGE OAK
7938-60
NEW

Classic Standard Laminates:



WILD CHERRY
7054-60
CHE



GREY NEBULA
4622-60
GNB



FUSION MAPLE
7909-60
MAP

All 13 of the standard laminates are -60 finish, if you need to match a laminate from a previous year, please let us know on your order (example Pewter Mesh 4878-38, our standard is -60).

When the WilsonArt Laminate code includes a "Y", "K", "-12" "-78", "Aeon" etc, these are special laminates with an upcharge, even when it contains -38 or -60.

Standard Edge Color Options



APPLE A



BLACK B



BLUEBERRY C



BURGUNDY D



CERULEAN S



CHAMPAGNE O



CHARCOAL R



CHOCOLATE Q



CLEMENTINE E



FOREST GREEN F



FUCHSIA G



MINT H



MOCHA T



NAVY I



ORANGE U



PERSIAN BLUE J



PLATINUM P



PURPLE K



RED L



YELLOW N