

interchange kidney activity table

model #: 04130

interchange kidney 48" x 72"

DIMENSIONS + FREIGHT:

MODEL #	D"	W"	H"	F.C.	CUBE	WEIGHT
04130	48"	72"	22" - 34"	70	6.0	151 lbs.

OVERVIEW:

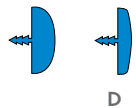
Our Interchange Kidney Activity Table has a rejuvenated look with our Interchange Ellipse leg sets. The tables offer a stable work surface for the classroom. Interchange Activity tables match the look and style of Interchange student desks for a uniform look in the classroom.

The **LEG SETS** are made in pairs, made of 16 gauge steel elliptical stems and inserts, 14 gauge cross brace and 12 gauge plates. Frame consists of two fully welded segments. Legs have a full, even and long lasting powdercoat finish. Ends are protected with a textured cap and securely captured leveling glide for fine tuning adjustment on uneven floors. Table height adjusts from 22" - 34" in 1" increments. Adjustment for each leg is secured by two 3/8" set screws.

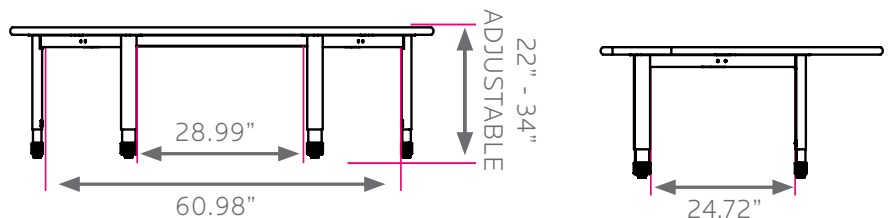
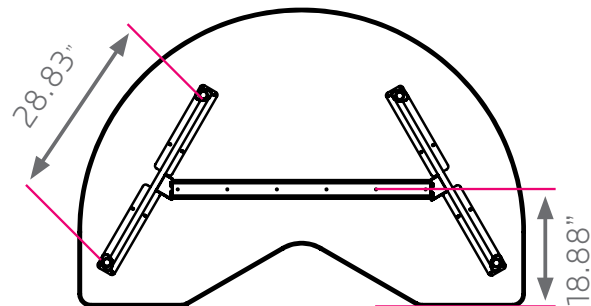
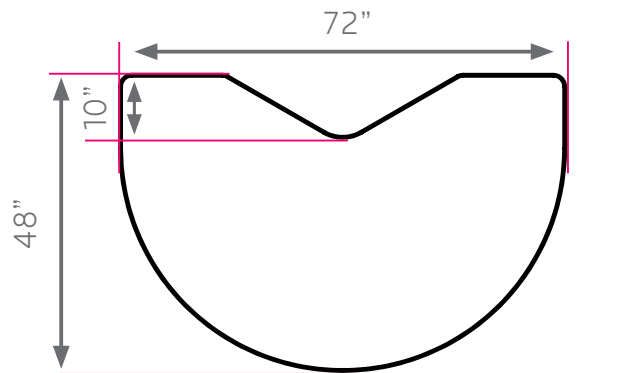
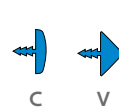
The **WORK SURFACE** is made of 1 1/4" or 3/4" thick, high density particle board core, double sided with a 0.030" high pressure laminate and bumper edge that is mechanically fastened every 6"-8". Tops are pre-drilled for leg set attachment and ease of installation. Tables and legs are supported by one or more 2" x 3" channels with four breakovers for optimum strength.

INTERCHANGE TOP & EDGE PROFILE

1 1/4" TOP



3/4" TOP



Make it mobile with 3" casters
Order Model 17576
Black or Platinum cap available.

Frame Color Options



BLACK



PLATINUM

Standard Laminate Options

Want to specify a different laminate?


No problem. If you have 20 or more tops of the same color -60 or -38 there is no upcharge. Have 20 or less? We can quote for you with the Wilsonart code and – finish style. We can specify other laminates – call to inquire and get a quote.



Suggested Standard Laminates:



ASIAN NIGHT
7949-60



BOARDWALK OAK
7983-60



PEWTER MESH
4878-60



CLASSIC LINEN
4943-60



HIGH RISE
4996-60



BUKA BARK
7982-60



PALISADES OAK
7987-60



FLAX LINEN
4990-60



MISSION MAPLE
7990-60




NEW AGE OAK
7938-60

Classic Standard Laminates:



WILD CHERRY
7054-60



GREY NEBULA
4622-60



FUSION MAPLE
7909-60

All 13 of the standard laminates are -60 finish, if you need to match a laminate from a previous year, please let us know on your order (example Pewter Mesh 4878-38, our standard is -60).

When the WilsonArt Laminate code includes a "Y", "K", "-12" "-78", "Aeon" etc, these are special laminates with an upcharge, even when it contains -38 or -60.

Standard Edge Color Options



APPLE



BLACK



BLUEBERRY



BURGUNDY



CERULEAN



CHAMPAGNE



CHARCOAL



CHOCOLATE



CLEMENTINE



FOREST GREEN



FUCHSIA



MINT



MOCHA



NAVY



ORANGE



PERSIAN BLUE



PLATINUM



PURPLE



RED



YELLOW