

uxl 20" x 36" desk



- UXL Tables are standard with a 3/4" Bullet T-Mold top and fixed-height legs (FL).

model #: XL2036_---PLTFL

DIMENSIONS + FREIGHT:

MODEL #	D"	W"	H"	F.C.	CUBE	WEIGHT
XL2036	20"	36"	29.5"	70	1.7	61 lbs.
carton	25"	37"	3"			

OVERVIEW:


The UXL Table is built for today's education environment. The UXL line offers high schools and colleges a complete, integrated system for outfitting the entire school, from classrooms to commons.

MATERIALS:

The 3/4" or 1 1/4" thick **WORK SURFACE** consists of a 45 lb density particle board core with a 0.030" high pressure laminated surface and a 0.020" melamine backer sheet. The edge of the work surface features a t-mold edge that is mechanically fastened to the underside of the work surface every 6 to 8 inches to assure a long lasting fit.

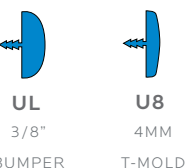
The **FRAME** is attached to the pre-drilled holes in the top. The legs fasten into the frame at each corner. The table frame comes fully assembled requiring only two bolts per leg to complete installation. The table frame is a box tube design made of aircraft grade aluminum to reduce weight, while being very stable and sturdy. The 16-gauge steel legs are 2" diameter and power coated for a long lasting durable finish. UXL Legs are available in 8 different configurations.

UXL LEG OPTIONS

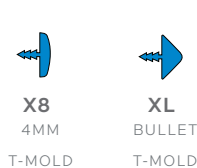


UXL TOP & EDGE PROFILE

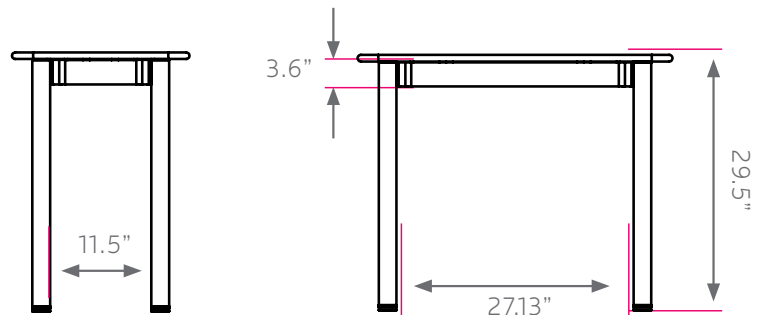
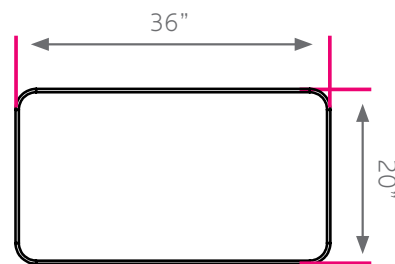
1 1/4" TOP



3/4" TOP



XL2036 shown in Pewter Mesh w/ Persian Blue edge and UXL Tapered Leg with caster (TL).



UXL Frame & Leg Color Options



PLATINUM
PLT

Choose
MODEL

7 8 9
Pick Laminate
Color

10
Pick Edge Color

PLT

FL

Fixed-height (FL) leg set is standard. See page 99 to order optional leg sets.

Standard Laminate Options

Want to specify a different laminate?


No problem. If you have 20 or more tops of the same color -60 or -38 there is no upcharge. Have 20 or less? We can quote for you with the Wilsonart code and – finish style. We can specify other laminates – call to inquire and get a quote.




Suggested Standard Laminates:



ASIAN NIGHT
7949-60
ANG



BOARDWALK OAK
7983-60
BWK



PEWTER MESH
4878-60
PEW



CLASSIC LINEN
4943-60
CLN



HIGH RISE
4996-60
HRE



BUKA BARK
7982-60
BBK



PALISADES OAK
7987-60
PSO



FLAX LINEN
4990-60
FLL



MISSION MAPLE
7990-60
MIM



NEW AGE OAK
7938-60
NEW

Classic Standard Laminates:



WILD CHERRY
7054-60
CHE



GREY NEBULA
4622-60
GNB



FUSION MAPLE
7909-60
MAP

All 13 of the standard laminates are -60 finish, if you need to match a laminate from a previous year, please let us know on your order (example Pewter Mesh 4878-38, our standard is -60).

When the WilsonArt Laminate code includes a "Y", "K", "-12" "-78", "Aeon" etc, these are special laminates with an upcharge, even when it contains -38 or -60.

Standard Edge Color Options



APPLE A



BLACK B



BLUEBERRY C



BURGUNDY D



CERULEAN S



CHAMPAGNE O



CHARCOAL R



CHOCOLATE Q



CLEMENTINE E



FOREST GREEN F



FUCHSIA G



MINT H



MOCHA T



NAVY I



ORANGE U



PERSIAN BLUE J



PLATINUM P



PURPLE K



RED L



YELLOW N