

# uxl 20" x 60"



- UXL Tables are standard with a 3/4" Bullet T-Mold top and fixed-height legs (FL).

model #: XL2060\_---PLTFL

uxl 20" x 60" rectangle

**DIMENSIONS + FREIGHT:**

MODEL #	D"	W"	H"	F.C.	CUBE	WEIGHT
XL2060	20"	60"	29.5"	70	2.8	87 lbs.
carton	25"	63.3"	3"			

**OVERVIEW:**

The UXL line offers high schools and colleges a complete, integrated system for outfitting the entire school, from classrooms to commons.

**MATERIALS:**

The 3/4" or 1 1/4" thick **WORK SURFACE** consists of a 45 lb density particle board core with a 0.030" high pressure laminated surface and a 0.020" melamine backer sheet. The edge of the work surface features edge molding that is mechanically fastened to the underside of the work surface every 6 to 8 inches to assure a long lasting fit.

The frame is attached to the pre-drilled holes in the top with #10 x 5/8" screws. The legs then fasten into the frame at each corner. The frame comes fully assembled requiring only two bolts per leg to complete installation. The table frame is a boxed tube design made of aircraft grade aluminum to reduce weight, while being very stable and sturdy. The 16-gauge steel legs are 2" diameter and powder coated for a long lasting durable finish. Legs are available in different configurations, see chart.



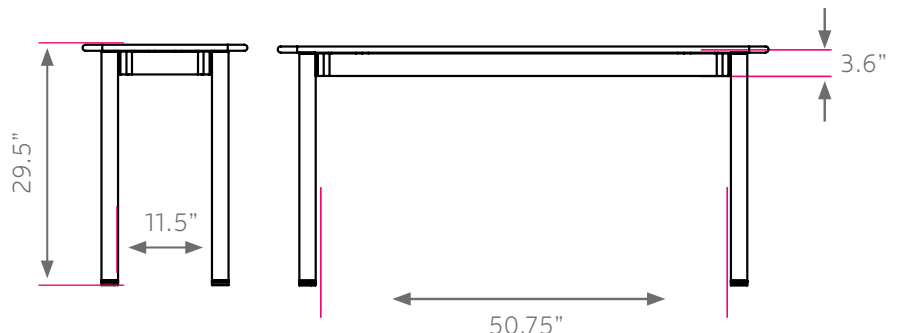
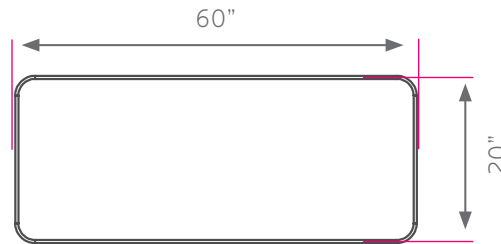
\*XL2060, 20" x 60" UXL Rectangle Desk shown.

**UXL LEG OPTIONS**

**FL** 29.5"H  
**AL SL** 27.5" - 33.5"H  
**FC** 29.5"H  
**AC SC** 26.5" - 33.5"H  
**TL TG** 29.5"H

**UXL TOP & EDGE PROFILE**

**UL** 3/8" BUMPER  
**U8** 4MM T-MOLD  
**X8** 4MM T-MOLD  
**XL** BULLET T-MOLD



## UXL Frame & Leg Color Options



PLATINUM  
PLT

Choose  
MODEL

7 8 9  
Pick Laminate  
Color

10  
Pick Edge Color

PLT

FL

Fixed-height (FL) leg set is standard. See page 99 to order optional leg sets.

## Standard Laminate Options

Want to specify a different laminate?


No problem. If you have 20 or more tops of the same color -60 or -38 there is no upcharge. Have 20 or less? We can quote for you with the Wilsonart code and – finish style. We can specify other laminates – call to inquire and get a quote.



Suggested Standard Laminates:



ASIAN NIGHT  
7949-60  
ANG



BOARDWALK OAK  
7983-60  
BWK



PEWTER MESH  
4878-60  
PEW



CLASSIC LINEN  
4943-60  
CLN



HIGH RISE  
4996-60  
HRE



BUKA BARK  
7982-60  
BBK



PALISADES OAK  
7987-60  
PSO



FLAX LINEN  
4990-60  
FLL



MISSION MAPLE  
7990-60  
MIM



NEW AGE OAK  
7938-60  
NEW

Classic Standard Laminates:



WILD CHERRY  
7054-60  
CHE



GREY NEBULA  
4622-60  
GNB



FUSION MAPLE  
7909-60  
MAP

All 13 of the standard laminates are -60 finish, if you need to match a laminate from a previous year, please let us know on your order (example Pewter Mesh 4878-38, our standard is -60).

When the WilsonArt Laminate code includes a "Y", "K", "-12" "-78", "Aeon" etc, these are special laminates with an upcharge, even when it contains -38 or -60.

## Standard Edge Color Options



APPLE A



BLACK B



BLUEBERRY C



BURGUNDY D



CERULEAN S



CHAMPAGNE O



CHARCOAL R



CHOCOLATE Q



CLEMENTINE E



FOREST GREEN F



FUCHSIA G



MINT H



MOCHA T



NAVY I



ORANGE U



PERSIAN BLUE J



PLATINUM P



PURPLE K



RED L



YELLOW N