

uxl 60" round



- UXL Tables are standard with a 3/4" Bullet T-Mold top and fixed-height legs (FL).

model #: XL60RD_---_PLTFL

uxl 60" round

DIMENSIONS + FREIGHT:

MODEL #	D"	W"	H"	F.C.	CUBE	WEIGHT
XL60RD	60"	60"	29.5"	70	2.8	136 lbs.
carton	60"	60"	6.63"			

OVERVIEW:

The UXL line offers high schools and colleges a complete, integrated system for outfitting the entire school, from classrooms to commons.

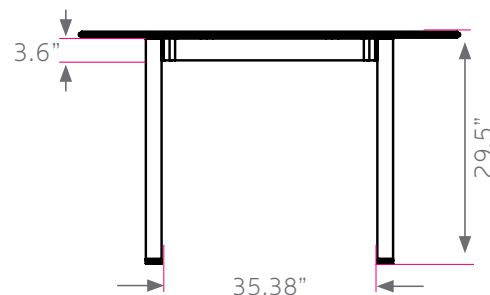
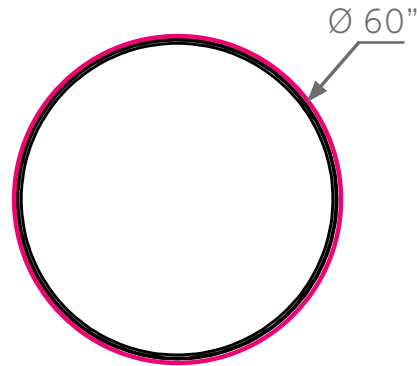
MATERIALS:

The 3/4" or 1 1/4" thick **WORK SURFACE** consists of a 45 lb density particle board core with a 0.030" high pressure laminated surface and a 0.020" melamine backer sheet. The edge of the work surface features edge molding that is mechanically fastened to the underside of the work surface every 6 to 8 inches to assure a long lasting fit.


The frame is attached to the pre-drilled holes in the top with #10 x 5/8" screws. The legs then fasten into the frame at each corner. The frame comes fully assembled requiring only two bolts per leg to complete installation. The table frame is a boxed tube design made of aircraft grade aluminum to reduce weight, while being very stable and sturdy. The 16-gauge steel legs are 2" diameter and powder coated for a long lasting durable finish. Legs are available in different configurations, see chart.



*SHOWN WITH OPTIONAL 'TL' LEG

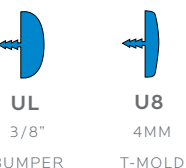


UXL LEG OPTIONS

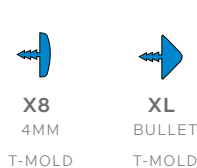


UXL TOP & EDGE PROFILE

1 1/4" TOP



3/4" TOP



UXL Frame & Leg Color Options



PLATINUM
PLT

Choose
MODEL

7 8 9
Pick Laminate
Color

10
Pick Edge Color

PLT FL

Fixed-height (FL) leg set is standard. See page 99 to order optional leg sets.

Standard Laminate Options

Want to specify a different laminate?


No problem. If you have 20 or more tops of the same color -60 or -38 there is no upcharge. Have 20 or less? We can quote for you with the Wilsonart code and – finish style. We can specify other laminates – call to inquire and get a quote.




Suggested Standard Laminates:



ASIAN NIGHT
7949-60
ANG



BOARDWALK OAK
7983-60
BWK



PEWTER MESH
4878-60
PEW



CLASSIC LINEN
4943-60
CLN



HIGH RISE
4996-60
HRE



BUKA BARK
7982-60
BBK



PALISADES OAK
7987-60
PSO



FLAX LINEN
4990-60
FLL



MISSION MAPLE
7990-60
MIM



NEW AGE OAK
7938-60
NEW

Classic Standard Laminates:



WILD CHERRY
7054-60
CHE



GREY NEBULA
4622-60
GNB



FUSION MAPLE
7909-60
MAP

All 13 of the standard laminates are -60 finish, if you need to match a laminate from a previous year, please let us know on your order (example Pewter Mesh 4878-38, our standard is -60).

When the WilsonArt Laminate code includes a "Y", "K", "-12" "-78", "Aeon" etc, these are special laminates with an upcharge, even when it contains -38 or -60.

Standard Edge Color Options



APPLE A



BLACK B



BLUEBERRY C



BURGUNDY D



CERULEAN S



CHAMPAGNE O



CHARCOAL R



CHOCOLATE Q



CLEMENTINE E



FOREST GREEN F



FUCHSIA G



MINT H



MOCHA T



NAVY I



ORANGE U



PERSIAN BLUE J



PLATINUM P



PURPLE K



RED L



YELLOW N