

flavors p-tablet arm chair

model #: 11820V, 11821V



OVERVIEW:

*BIFMA compliant.

Comfortable seat helps students keep proper posture and provides support for back and legs. Flat seat pan with waterfall front edge. Chair shell comes in 18 colors, P-Tablet available in 13 laminate choices, 20 edge colors and frame in Chrome only.

The **SHELL** is 100% virgin polypropylene material with a shallow seat pan allowing four-position seating for infinite seating styles. The back supplies rigid support while being specifically designed with added flexibility that adapts to individual requirements and supplies long lasting comfort. The shell includes an integrated handle molded in for easy movement of the chair.

The **FRAME** is constructed of strong 1" x 18-gauge tubing that is chrome plated for long lasting, durable finish is capped off with our durable nylon base swivel glides (steel and felt also available). The shell is attached to 16-gauge brackets via a metal to metal steel riveted connection and includes an integrated handle molded in for easy pick-up and moving of the chair.

The **P-TABLET Attachment** is constructed from a 7/8" diameter x 16-gauge steel tubing frame attached to a 12-gauge steel plate with a chrome finish. The P-Tablet frame is securely fastened to the steel chair frame using 4 machine screws. The **laminated P-TABLET TOP** is made of 3/4" thick high density particle board core, with laminate and edge color choices. The P-Tablet top fastens securely to the frame using 8 wood screws through clamps. The 'belly room' gap between the Tablet and seat back is roughly 14". *Please note this measurement can be adjusted to your preference on site at install.

OPTIONS:

Nylon glide is standard.

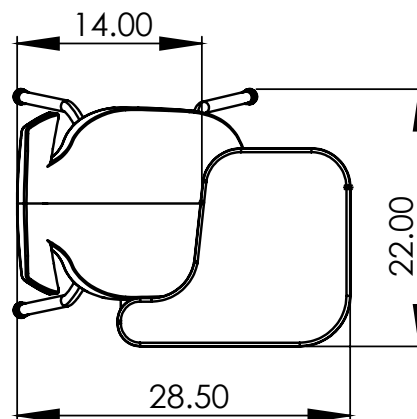
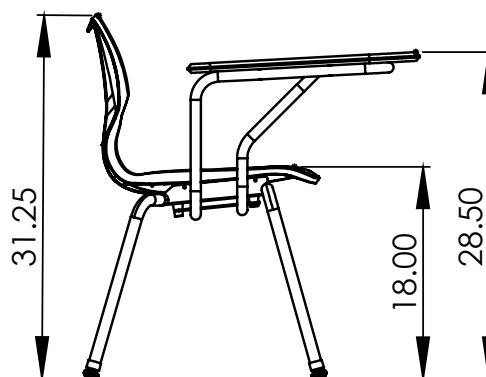
Felt glide option : Add 'F' to follow Model No.

Steel glide option : Add 'S' to follow Model No.


DIMENSIONS:

*UPS ELIGIBLE

MODEL #	D"	W"	H"	F.C.	CUBE	WEIGHT
11820V (right-hand)	28.5"	22"	31.25"	125	6.3	21 lbs.
11821V (left-hand)	28.5"	22"	31.25"	125	6.3	21 lbs.



P-Tablet Frame Color Options



CHROME
CHR

top & edge
PROFILE



3/4" TOP

Standard Laminate Options

Want to specify a different laminate?

No problem. If you have 20 or more tops of the same color -60 or -38 there is no upcharge. Have 20 or less? We can quote for you with the Wilsonart code and – finish style. We can specify other laminates – call to inquire and get a quote.




Suggested Standard Laminates:



ASIAN NIGHT
7949-60
ANG



BOARDWALK OAK
7983-60
BWK



PEWTER MESH
4878-60
PEW



CLASSIC LINEN
4943-60
CLN



HIGH RISE
4996-60
HRE



BUKA BARK
7982-60
BBK



PALISADES OAK
7987-60
PSO



FLAX LINEN
4990-60
FLL



MISSION MAPLE
7990-60
MIM



NEW AGE OAK
7938-60
NEW

Classic Standard Laminates:



WILD CHERRY
7054-60
CHE



GREY NEBULA
4622-60
GNB



FUSION MAPLE
7909-60
MAP

All 13 of the standard laminates are -60 finish, if you need to match a laminate from a previous year, please let us know on your order (example Pewter Mesh 4878-38, our standard is -60).

When the WilsonArt Laminate code includes a "Y", "K", "-12", "-78", "Aeon" etc, these are special laminates with an upcharge, even when it contains -38 or -60.

Standard Shell & Edge Color Options



APPLE A



BLACK B



BLUEBERRY C



BURGUNDY D



CERULEAN S



CHARCOAL R



CHOCOLATE Q



CLEMENTINE E



FOREST GREEN F



FUCHSIA G



MINT H



MOCHA T



NAVY I



ORANGE U



PERSIAN BLUE J



PURPLE K



RED L



YELLOW N



PLATINUM P



CHAMPAGNE O

*Edge only options