

planner student desk 20" x 27"

model #: 01273

hard plastic, single-student 20" x 27"

DIMENSIONS + FREIGHT:

MODEL #	D"	W"	H"	F.C.	CUBE	WEIGHT
01273	20"	27"	22" - 32"	70	1.0	36 lbs.
carton	21"	28"	7"			

OVERVIEW:

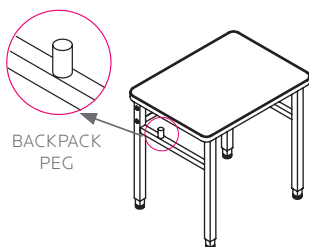
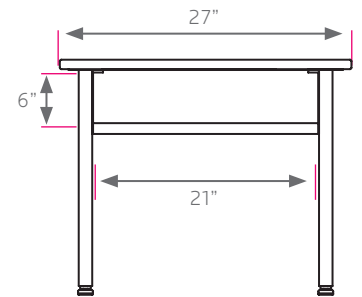
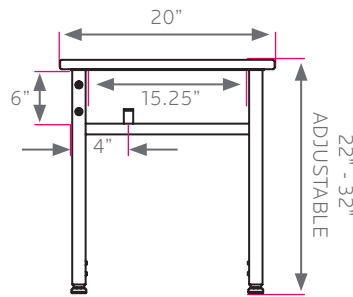
The Planner is a truly stronger student desk. Shipped ready to assemble, these desks have a heavy-duty work surface that won't sag under heavy books or equipment.

The **WORK SURFACE** consists of a 5/8" thick solid plastic top that is molded under high pressure from thermosetting melamine resin. The easy-cleaning solid plastic has a smooth surface which resists scratching, gouging and staining and is non-burning. Meets California firecode CAL TB 133. This versatile Silhouette Student Desk allows for a variety of arrangements in the classroom.

The **FRAME** is attached to the pre-drilled holes in the top with (12) #10 x 5/8" screws through a 3 1/8"W x 18"L 14-gauge steel mounting plate. The mounting plate is welded to (2) 1 1/4" square 14-gauge steel tube legs which is welded to a 1" square 14-gauge steel tube and adjust in height from 22" to 32" in 1" increments. The adjustment for each leg is secured with (2) 3 3/4" -16 x .675" Allen screws. The right and left leg both include the Smith System patented backpack peg allowing for either inside or outside positioning. The legs are tied together for added strength with a 6" high 18-gauge steel panel and (4) Connector Bolts. Legs have 1" adjusting leveling glides.



shown in Cherry hard plastic and Black frame with optional steel bookbox #17190



Frame Color Options



BLACK



PLATINUM

Hard plastic is not available through the Quick Ship program.

Hard Plastic Color Options



MAPLE



CHERRY



GREY

*see catalog for all optional parts & accessories.