

planner 'breakaway peninsula'

model #: 26000

planner 'breakaway peninsula'
conference table

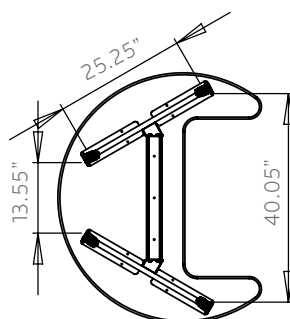
DIMENSIONS + FREIGHT:

MODEL #	D"	W"	H"	F.C.	CUBE	WEIGHT
26000	39.1"	48"	27"-33"	70		94 lbs.
carton	48.4"	48.4"	3"			
carton	28"	24"	5"			

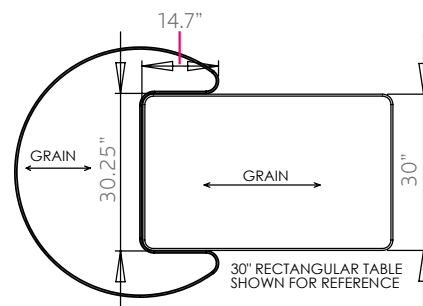
OVERVIEW:

The Breakaway Peninsula table is a versatile desk designed for today's dynamic classroom environment. When paired with any one of our standard 30" tables, the Breakaway Peninsula provides additional work surface. When separated, the Breakaway desk is perfect for one-on-one teacher and student consultations for day-to-day school work, after-school tutorials or student progress reviews. Additionally, this desk can also be utilized as a teacher's aide desk or a student presentation table for the entire class.

The work surface comes in either 1 1/4" or 3/4" thickness and consists of a 45-lb high density particle board core with a .030" high-pressure laminated surface. The top is supported by a pair of our strongest leg sets and a connecting support channel. 3" dual wheel casters with adjustable inserts are included for effortless mobility. The Breakaway Peninsula adjusts in height from 27"-33".

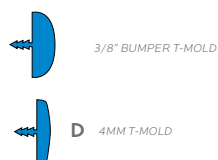


DISTANCE BETWEEN LEGS

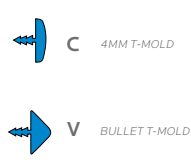


PLANNER DESK TOP & EDGE PROFILE

1 1/4" TOP



3/4" TOP



FRAME

- BLACK
- PLATINUM

EDGE CHOICES

- | | | | |
|-------------|----------------|----------------|------------|
| ● APPLE | ● CHAMPAGNE | ● FUCHSIA | ● PURPLE |
| ● BLACK | ● CHARCOAL | ● MINT | ● RED |
| ● BLUEBERRY | ● CHOCOLATE | ● MOCHA | ● WHITE |
| ● BURGUNDY | ● CLEMENTINE | ● NAVY | ● YELLOW |
| ● CERULEAN | ● FOREST GREEN | ● PERSIAN BLUE | ● PLATINUM |
| ● ORANGE | | | |

LAMINATE CHOICES

- | | | |
|----------------|---------------|---------------|
| ● AMBER CHERRY | ● GOLDEN OAK | ● PEWTER MESH |
| ● ASIAN NIGHT | ● GREY MESH | ● TAN ECHO |
| ● BLOND ECHO | ● GREY NEBULA | ● WILD CHERRY |
| ● FUSION MAPLE | ● NEW AGE OAK | |

*see catalog for all optional parts & accessories.