

cascade teacher desk

model #: 26179

double bullet top, open cabinet
w/ box-box-file pedestal

DIMENSIONS + FREIGHT:

| MODEL # | D" | W" | H" | F.C. | CUBE | WEIGHT |
|-----------|-------|-------|--------|------|------|-----------------------------|
| 26179 | 28" | 72" | 30.25" | 70 | | 187 lbs. |
| carton #1 | 31" | 75" | 3" | | | shipping weight 247 lbs. |
| carton #2 | 16.5" | 21.5" | 27" | | | |
| carton #3 | 26" | 21" | 32" | | | |

OVERVIEW:

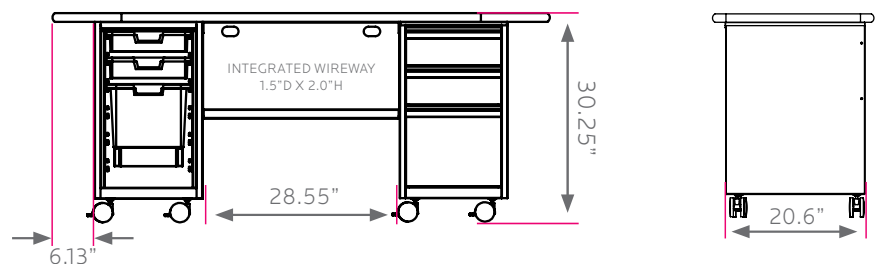
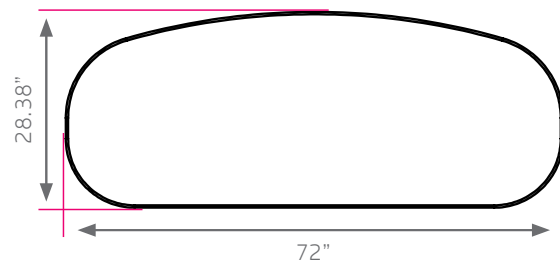
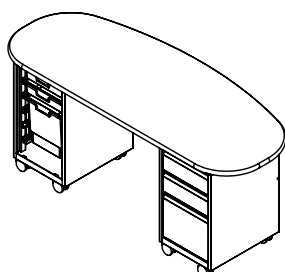
The Cascade Teacher Desk offers a stable, mobile and versatile workspace with integrated wireway and modesty panel plus the unique capabilities of Cascade storage. It offers a scalable solution for organization, storage and distribution of learning materials.

The 1 1/4" thick **WORK SURFACE** consists of a 45 lb. density particle board core with a .030" high-pressure laminated surface and a .020" melamine backer sheet. The edge of the work surface features a bumper edge molding (choices listed below) that is mechanically fastened every 6 to 8 inches to assure a long lasting fit.

The **PEDESTAL** is constructed of fully welded 20 gauge steel components and comes standard with 3" plate casters. Each plate caster takes 4 machine screws to fasten to the ped. The **TOTE PEDESTAL** is configured with (2) 3" totes and (1) 12" translucent tote. The **BOX-BOX-FILE** pedestals with drawers on ball bearing slides and a lock for security. The modesty panel is mechanically fastened to the pedestals and to the laminated top.

CASCADE TEACHER TOP & EDGE PROFILE

1 1/4" TOP



*see catalog for all optional parts & accessories.

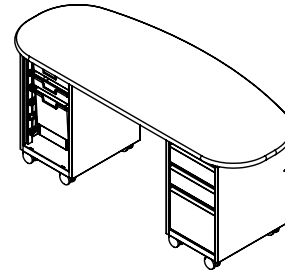
Cascade Teacher Desk Frame Color Options



BLACK
BLA



PLATINUM
PLT



Standard Laminate Options

Want to specify a different laminate?


No problem. If you have 20 or more tops of the same color -60 or -38 there is no upcharge. Have 20 or less? We can quote for you with the Wilsonart code and – finish style. We can specify other laminates – call to inquire and get a quote.



Suggested Standard Laminates:



ASIAN NIGHT
7949-60
ANG



BOARDWALK OAK
7983-60
BWK



PEWTER MESH
4878-60
PEW



CLASSIC LINEN
4943-60
CLN



HIGH RISE
4996-60
HRE



BUKA BARK
7982-60
BBK



PALISADES OAK
7987-60
PSO



FLAX LINEN
4990-60
FLL



MISSION MAPLE
7990-60
MIM




NEW AGE OAK
7938-60
NEW

Classic Standard Laminates:



WILD CHERRY
7054-60
CHE



GREY NEBULA
4622-60
GNB



FUSION MAPLE
7909-60
MAP

All 13 of the standard laminates are -60 finish, if you need to match a laminate from a previous year, please let us know on your order (example Pewter Mesh 4878-38, our standard is -60).

When the WilsonArt Laminate code includes a "Y", "K", "-12" "-78", "Aeon" etc, these are special laminates with an upcharge, even when it contains -38 or -60.

Standard Edge Color Options



APPLE A



BLACK B



BLUEBERRY C



BURGUNDY D



CERULEAN S



CHAMPAGNE O



CHARCOAL R



CHOCOLATE Q



CLEMENTINE E



FOREST GREEN F



FUCHSIA G



MINT H



MOCHA T



NAVY I



ORANGE U



PERSIAN BLUE J



PLATINUM P



PURPLE K



RED L



YELLOW N