

# activity table - rectangle

model #: 01033, 01034, 01035

rectangle activity table 30" x 60"

**DIMENSIONS + FREIGHT:**

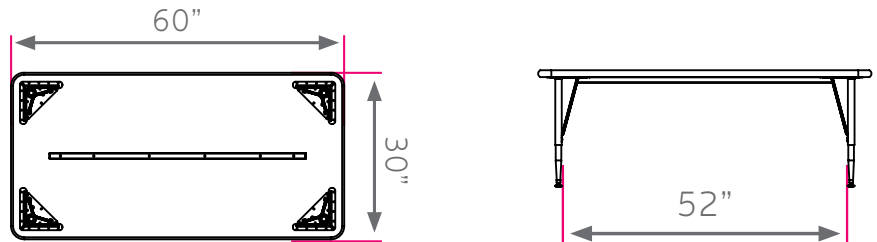
MODEL #	D"	W"	H"	F.C.	CUBE	WEIGHT
01033	30"	60"	21"-30"	70	2.3	75 lbs.
01034	30"	60"	15"-24"	70	2.2	75 lbs.
01035	30"	60"	11"-16"	70	2.2	74 lbs.

**OVERVIEW:**

This classroom standby is perfect for small group instruction. Sturdy and stable with gracefully strong legs. The line's height ranges are adequate for students from pre-K through adult. Legs available in a choice of three height ranges (21"-30", 15"-24" or 11"-16").

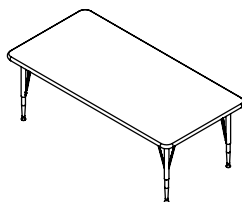
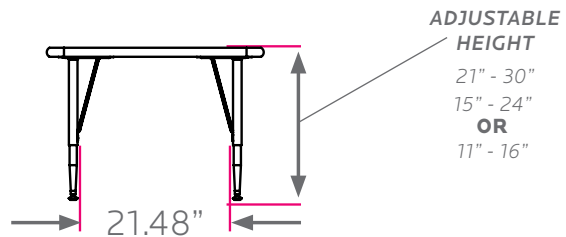
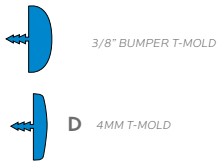
The 1 1/4" thick **WORK SURFACE** consists of a 45 lb. density particle board core with a .030" high-pressure laminated surface and a .020" melamine backer sheet. The edge of the work surface features 3/8" bumper edge molding that is mechanically fastened every 6 to 8 inches to assure a long lasting fit.

The **UPPER LEG** is made of an 18-gauge 1" diameter steel tube that is protected by a durable powder coat finish (available in 8 different colors) and a 16-gauge mounting plate which adds stability and strength. Legs attach to an easy-on bracket that is already mounted to the desktop, requiring only one screw per leg for secure assembly. The 12-gauge **LOWER LEG** is a chrome-plated tube to resist scuffing. The telescoping leg adjusts in 1" increments, and is swedged to accept our outside hold design which stays longer and lasts longer as well as features a chrome-plated swivel base & nylon contact pad.



**ACTIVITY TABLE TOP & EDGE PROFILE**

1 1/4" TOP



## Activity Leg Color Options



## Standard Laminate Options

### Want to specify a different laminate?

No problem. If you have 20 or more tops of the same color -60 or -38 there is no upcharge. Have 20 or less? We can quote for you with the Wilsonart code and – finish style. We can specify other laminates – call to inquire and get a quote.



### Suggested Standard Laminates:



### Classic Standard Laminates:



All 13 of the standard laminates are -60 finish, if you need to match a laminate from a previous year, please let us know on your order (example Pewter Mesh 4878-38, our standard is -60).

When the WilsonArt Laminate code includes a "Y", "K", "-12" "-78", "Aeon" etc, these are special laminates with an upcharge, even when it contains -38 or -60.

## Standard Edge Color Options

