

interchange activity tables

model #: 04116-04118

42" deep rectangles

DIMENSIONS + FREIGHT:

MODEL #	D"	W"	H"	F.C.	CUBE	WEIGHT
04116	42"	60"	22" - 34"	70	5.1	145 lbs.
04117	42"	72"	22" - 34"	70	6.1	165 lbs.
04118	42"	90"	22" - 34"	70	7.7	197 lbs.

OVERVIEW:

The Interchange Activity Tables have a rejuvenated look with our Interchange Ellipse leg sets. The tables offer a stable work surface for the classroom. Interchange Activity tables match the look and style of Interchange student desks for a uniform look in the classroom.

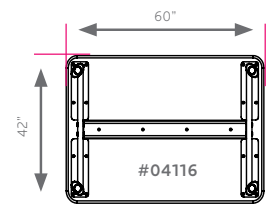
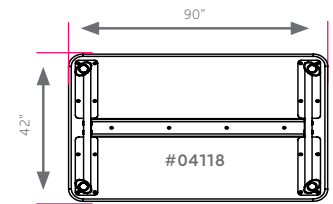
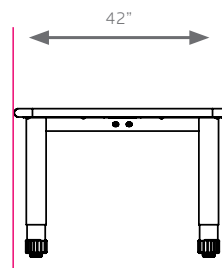
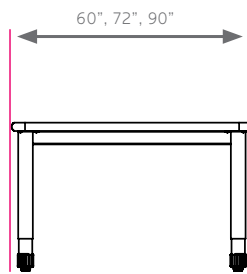
The **LEG SETS** are made in pairs, made of 16 gauge steel elliptical stems and inserts, 14 gauge cross brace and 12 gauge plates. Frame consists of two fully welded segments. Legs have a full, even and long lasting powdercoat finish. Ends are protected with a textured cap and securely captured leveling glide for fine tuning adjustment on uneven floors. Table height adjusts from 22" - 34" in 1" increments. Adjustment for each leg is secured by two 3/8" set screws.

The **WORK SURFACE** is made of 11/4" or 3/4" thick, high density particle board core, double sided with a 0.030" high pressure laminate and bumper edge that is mechanically fastened every 6"-8". Tops are pre-drilled for leg set attachment and ease of installation. Tables and legs are supported by one or more 2" x 3" channels with four breakovers for optimum strength.



42" & 48" deep activity tables

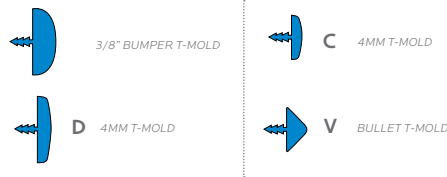
feature two center support channels 2" x 3" wide 14-gauge steel, with 11-gauge steel endplates for stability



INTERCHANGE TOP & EDGE PROFILE

1 1/4" TOP

3/4" TOP



optional interchange casterpacks:

Make it mobile with 3" casters
Order Model 17576
Black or Platinum cap available.

FRAME

- BLACK
- PLATINUM

EDGE CHOICES

- APPLE
- BLACK
- BLUEBERRY
- BURGUNDY
- CERULEAN
- ORANGE
- CHAMPAGNE
- CHARCOAL
- CHOCOLATE
- CLEMENTINE
- FOREST GREEN
- FUCHSIA
- MINT
- MOCHA
- NAVY
- PERSIAN BLUE
- PURPLE
- RED
- WHITE
- YELLOW
- PLATINUM

LAMINATE CHOICES

- AMBER CHERRY
- ASIAN NIGHT
- BLOND ECHO
- FUSION MAPLE
- GOLDEN OAK
- GREY MESH
- GREY NEBULA
- NEW AGE OAK
- PEWTER MESH
- TAN ECHO
- WILD CHERRY