

uxl power bar 72"

model #: ULPB72_-----

uxl power bar 16" x 72"

DIMENSIONS + FREIGHT:

MODEL #	D"	W"	H"	F.C.	WEIGHT
ULPB72	16"	72"	42"	85	67 lbs.

OVERVIEW:

The UXL Power Bar provides easy and convenient access to power. The UXL line offers high schools and colleges a complete, integrated system for outfitting the entire school, from classrooms to commons.

MATERIALS:

The 1-1/4" thick **WORK SURFACE** consists of a 45 lb density particle board core with a 0.030" high pressure laminated surface and a 0.020" melamine backer sheet. The edge of the work surface features 1 1/4" bumper edge molding that is mechanically fastened to the underside of the work surface every 6 to 8 inches to assure a long lasting fit.

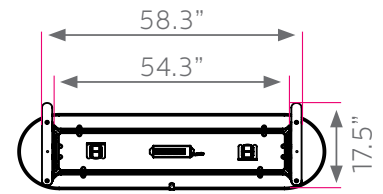
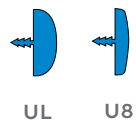
The **FRAME** is attached to the pre-drilled holes in the top. The legs then fasten into the frame at each corner. The table frame comes fully assembled requiring only two bolts per leg to complete installation. The table frame is a boxed tube design made of aircraft grade aluminum to reduce weight, while being very stable and sturdy. The 16-gauge steel legs are 2" diameter and powder coated for a long lasting durable finish. Legs are available in different configurations, see chart.

Two sets of stabilizers are included that attach to the bottom of the UXL Legs using four countersunk M8 Flat-head screws. One set of stabilizers are suited for use against a wall, and another set is for island applications. Also, for use against a wall, a wall mounting bracket is included for attaching the work surface to the wall.

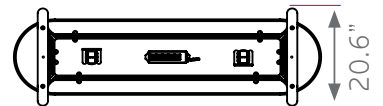
The Power Bar comes with two **POWER MODULES** of your choice on each end of the work surface, as well as a 5-Outlet Power Strip with a 15ft cord attached to the underside of the table top.

UXL POWER BAR TOP & EDGE PROFILE

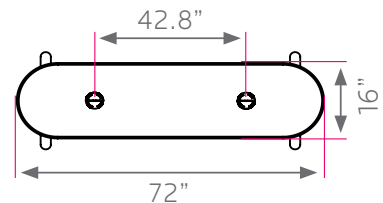
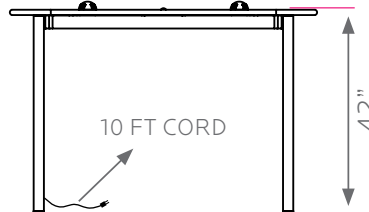
1 1/4" TOP



WALL STABILIZER



ISLAND STABILIZER



USB / POWER SELECTION:

1. FLAT POWER UNIT:

#017097 SLV - 1 POWER, 2 USB PORT
#017098 SLV - 2 POWER OUTLETS



	(x2) Flat Power Modules - 1 Power / Twin USB [#017098 SLV]
ULPB60	--- 22TFT 16"x60" Power Bar
ULPB72	--- 22TFT 16"x72" Power Bar
ULPB84	--- 22TFT 16"x84" Power Bar
	(x2) Flat Power Modules - 2 Power [#017097 SLV]
ULPB60	--- 33TFT 16"x60" Power Bar
ULPB72	--- 33TFT 16"x72" Power Bar
ULPB84	--- 33TFT 16"x84" Power Bar

2. HEMISPHERE POWER MODULE:

#017078 BLA - 3 POWER OUTLETS
#017079 BLA - 2 POWER, 2 USB



	(x2) Soft Touch Dome Power Modules - 2 Power / Twin USB [#017079 BLA]
ULPB60	--- 44TFT 16"x60" Power Bar
ULPB72	--- 44TFT 16"x72" Power Bar
ULPB84	--- 44TFT 16"x84" Power Bar
	(x2) Soft Touch Dome Power Modules - 3 Power [#017078 BLA]
ULPB60	--- 55TFT 16"x60" Power Bar
ULPB72	--- 55TFT 16"x72" Power Bar
ULPB84	--- 55TFT 16"x84" Power Bar

UXL Frame & Leg Color Options



PLATINUM
PLT

Standard Laminate Options

Want to specify a different laminate?


No problem. If you have 20 or more tops of the same color -60 or -38 there is no upcharge. Have 20 or less? We can quote for you with the Wilsonart code and – finish style. We can specify other laminates – call to inquire and get a quote.




Suggested Standard Laminates:



ASIAN NIGHT
7949-60
ANG




BOARDWALK OAK
7983-60
BWK



PEWTER MESH
4878-60
PEW



CLASSIC LINEN
4943-60
CLN



HIGH RISE
4996-60
HRE



BUKA BARK
7982-60
BBK



PALISADES OAK
7987-60
PSO



FLAX LINEN
4990-60
FLL



MISSION MAPLE
7990-60
MIM



NEW AGE OAK
7938-60
NEW

Classic Standard Laminates:



WILD CHERRY
7054-60
CHE



GREY NEBULA
4622-60
GNB



FUSION MAPLE
7909-60
MAP

All 13 of the standard laminates are -60 finish, if you need to match a laminate from a previous year, please let us know on your order (example Pewter Mesh 4878-38, our standard is -60).

When the WilsonArt Laminate code includes a "Y", "K", "-12" "-78", "Aeon" etc, these are special laminates with an upcharge, even when it contains -38 or -60.

Standard Edge Color Options



APPLE A



BLACK B



BLUEBERRY C



BURGUNDY D



CERULEAN S



CHAMPAGNE O



CHARCOAL R



CHOCOLATE Q



CLEMENTINE E



FOREST GREEN F



FUCHSIA G



MINT H



MOCHA T



NAVY I



ORANGE U



PERSIAN BLUE J



PLATINUM P



PURPLE K



RED L



YELLOW N