

uxl power bar

model #: ULPB_____PLTFT

*see page 2 to build customized part number.

uxl power bar 16" deep by;
60" length, 72" length or 84" length.

DIMENSIONS + FREIGHT:

MODEL #	D"	W"	H"	F.C.	WEIGHT
ULPB60	16"	60"	42"	85	58 lbs.
ULPB72	16"	72"	42"	85	67 lbs.
ULPB84	16"	84"	42"	85	74 lbs.

OVERVIEW:

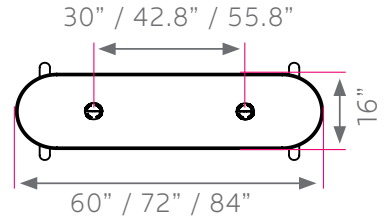
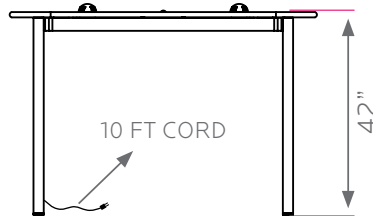
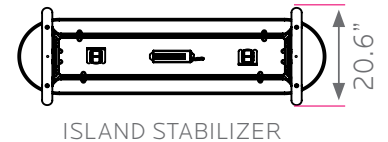
The UXL Power Bar provides easy and convenient access to power. The UXL line offers high schools and colleges a complete, integrated system for outfitting the entire school, from classrooms to commons.

MATERIALS:

The 1-1/4" thick **WORK SURFACE** consists of a 45 lb density particle board core with a 0.030" high pressure laminated surface and a 0.020" melamine backer sheet. The edge of the work surface features 3/4" bumper edge molding that is mechanically fastened to the underside of the work surface every 6 to 8 inches to assure a long lasting fit.

The **FRAME** is attached to the pre-drilled holes in the top. The legs then fasten into the frame at each corner. The table frame comes fully assembled requiring only two bolts per leg to complete installation. The table frame is a boxed tube design made of aircraft grade aluminum to reduce weight, while being very stable and sturdy. The 16-gauge steel legs are 2" diameter and powder coated for a long lasting durable finish. Legs are available in different configurations, see chart.

Two sets of stabilizers are included that attach to the bottom of the UXL Legs using four countersunk M8 Flat-head screws. One set of stabilizers are suited for use against a wall, and another set is for island applications. Also, for use against a wall, a wall mounting bracket is included for attaching the work surface to the wall.

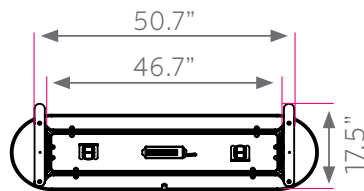


UXL POWER BAR TOP & EDGE PROFILE

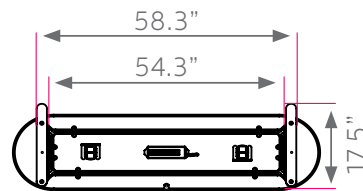
1 1/4" TOP



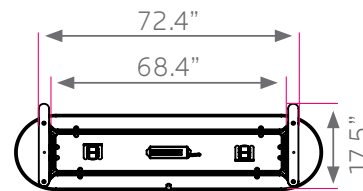
UL U8



WALL STABILIZER
60" length



WALL STABILIZER
72" length



WALL STABILIZER
84" length

MODEL	DESCRIPTION	D"	W"	H"	F.C.	WT.
ULPB60 _____T FT	16"x60" Power Bar	16	60	42	85	58
ULPB72 _____T FT	16"x72" Power Bar	16	72	42	85	67
ULPB84 _____T FT	16"x84" Power Bar	16	84	42	85	74

BUILD YOUR PART NUMBER:

Choose
ULPB60
ULPB72
ULPB84

7 **8** **9** **10** **11** **12** **T**

Pick Laminate Color

Pick Edge Color

Pick Power Units

FT
 Fixed-height
 41"H (FT)
 leg set.

To specify two *different* power units on one Power Bar please contact customer service for pricing.

OPTION	MODEL	DESCRIPTION
11 12 T	00T	N/A No Power Units
	PLT	017088 BLA (x2) Dome Power Module - 4 power (standard)
	22T	017098 SLV (x2) Flat Power Module - 1 power, 1 Twin USB port
	33T	017097 SLV (x2) Flat Power Module - 2 power
	44T	017079 BLA (x2) Soft Touch Dome Power Module - 2 power, 1 Twin USB port
	55T	017078 BLA (x2) Soft Touch Dome Power Module - 3 power



DOMES POWER MODULE
 (PLT) Model 017088 BLA
 (2 power cords per unit)



FLAT POWER MODULE
 (22T) Model 017098 SLV
 (33T) Model 017097 SLV



SOFT TOUCH DOME POWER UNIT
 (44T) Model 017079 BLA
 (55T) Model 017078 BLA
 (1 power cord per unit)

UXL EDGE COLOR CHOICE **10** *NEW 2016 COLOR* **ORANGE U**

- APPLE A**
- BURGUNDY D**
- CHARCOAL R**
- FOREST GREEN F**
- MOCHA T**
- PLATINUM P**
- WHITE M**
- BLACK B**
- CERULEAN S**
- CHOCOLATE Q**
- FUCHSIA G**
- NAVY I**
- PURPLE K**
- YELLOW N**
- BLUEBERRY C**
- CHAMPAGNE O**
- CLEMENTINE E**
- MINT H**
- PERSIAN BLUE J**
- RED L**

UXL LAMINATE DESK TOP COLOR CHOICE **7** **8** **9**

- AMBER CHERRY AME**
- GOLDEN OAK GOK**
- NEW AGE OAK NEW**
- TAN ECHO TAC**
- BLOND ECHO BEE**
- GREY MESH GRE**
- ASIAN NIGHT ANG**
- WILD CHERRY CHE**
- FUSION MAPLE MAP**
- GREY NEBULA GNB**
- PEWTER MESH PEW**

FRAME

- PLATINUM PLT**