

mini retractable power module

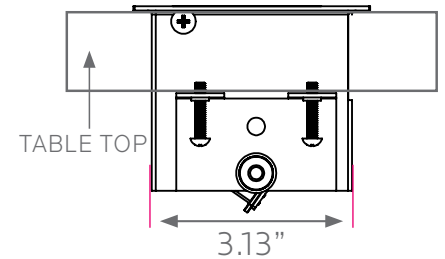
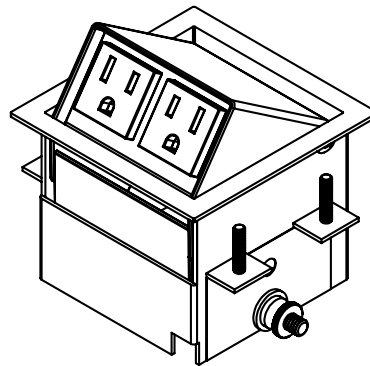
model #: 017091

mini retractable power module, 2 power



DIMENSIONS:

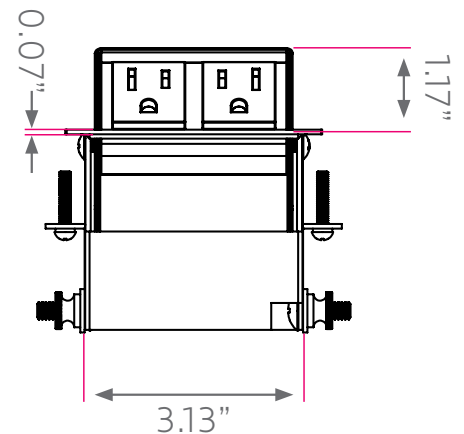
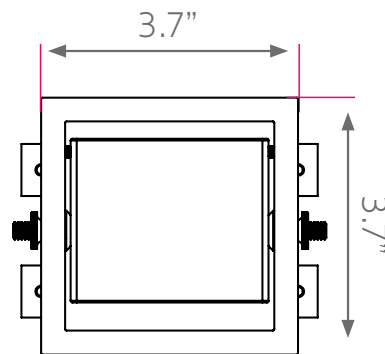
MODEL #	D"	W"	H"	F.C.	CUBE	WEIGHT
017091 2 power	3.7"	3.7"	1.17"	70	0.9	2.5 lbs.



OVERVIEW:

The 017091 retractable power module is mounted in the work surface and is retractable when not in use. Power access remains open during use and can be retracted into the work surface with one finger, when not in use.

The power module is UL listed and CSA certified with two 10 ft 15 amp power cords. The power module unit is installed in a 3.4" x 3.4" cutout in the work surface (location of customer's choice, please specify) and secured using two screws on each side of the housing. The housing is constructed of 15-gauge steel and fits in 3/4" and 1 1/4" thick tops.



frame
COLORS



silver