

# uxl nest & fold, 60" half round

model #: AL60HR\_---PLT

uxl nest & fold table, 60" half round  
**ADJUSTABLE HEIGHT**

**DIMENSIONS + FREIGHT:**

MODEL #	D"	W"	H"	F.C.	WEIGHT
AL60HR	30"	60"	26"-36"	70	94 lbs.
carton #1	61.5"	31.5"	6.63"		
carton #2	27.75"	24"	8"		

**OVERVIEW:**

The mechanism for height adjustment uses two dog point hex screws per side which allows the table to adjust from 26"-36" in height in one inch increments with rock solid Smith System quality. Chrome tubing is welded to a powder-coated t-base which accents the upper structure for an updated design.

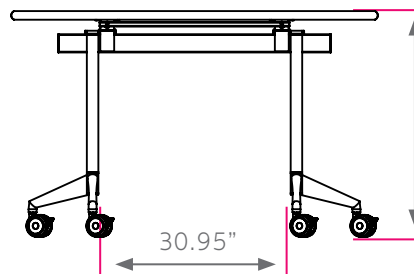
**MATERIALS:**

The 1 1/4" thick work surface consists of a 45 lb density particle board core with a 0.030" high pressure laminated surface and a 0.020" backer sheet. The edge of the work surface features t-mold that is stapled to the underside of the work surface every 6" - 8". The table top is pre-drilled to attach legs using included fasteners.

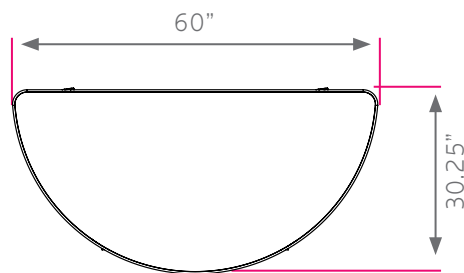
The main frame is constructed of 2" diameter x 16-gauge round cold-rolled tubular steel that is welded to an ingenious mechanism that allows the table top to fold down and back into place easily. The substantial upper legs are made of 1.5" diameter x 14-gauge twin tube cold-rolled steel while the lower legs are constructed of chrome plated cold rolled steel. Comes with 3" dual-wheel casters for easy mobility and storage.



**FL60HRAMEBPLT** Shown in Amber Cherry top with Black edge and Platinum frame. (non-adjustable shown)

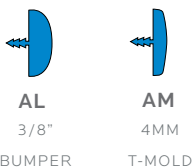


26" - 36"  
ADJUSTABLE  
HEIGHT



**UXL NEST & FOLD TOP & EDGE PROFILE**

1 1/4" TOP



**AL** 3/8" BUMPER  
**AM** 4MM T-MOLD

**FRAME**

- PLATINUM **PLT**

**EDGE CHOICES**

- APPLE **A**
- BLACK **B**
- BLUEBERRY **C**
- BURGUNDY **D**
- CERULEAN **S**
- ORANGE **U**
- CHAMPAGNE **O**
- CHARCOAL **R**
- CHOCOLATE **Q**
- CLEMENTINE **E**
- FOREST GREEN **F**
- FUCHSIA **G**
- MINT **H**
- MOCHA **T**
- NAVY **I**
- PERSIAN BLUE **J**
- PURPLE **K**
- RED **L**
- WHITE **M**
- YELLOW **N**
- PLATINUM **P**

**LAMINATE CHOICES**

- AMBER CHERRY **AME**
- ASIAN NIGHT **ANG**
- BLOND ECHO **BEE**
- FUSION MAPLE **MAP**
- GOLDEN OAK **GOK**
- GREY MESH **GRE**
- GREY NEBULA **GNB**
- NEW AGE OAK **NEW**
- PEWTER MESH **PEW**
- TAN ECHO **TAC**
- WILD CHERRY **CHE**

AL or AM	Choose Size	<b>7</b>	<b>8</b>	<b>9</b>	<b>10</b>	PLT
		Pick Laminat Color				