

# uxl nest & fold, 24" x 60"

model #: FL2460\_ \_ \_ PLT

uxl nest &amp; fold table, 24" x 60"

## DIMENSIONS + FREIGHT:

MODEL #	D"	W"	H"	F.C.	WEIGHT
FL2460	24"	60"	30"	70	110 lbs.
carton #1	61.5"	31.5"	6.63"		
carton #2	27.75"	22"	7"		

FL  
or  
FMChoose  
Size

7

8

9

10

Pick Laminate  
Color

Pick Edge Color

PLT

Fixed-height leg set  
is standard.

## OVERVIEW:

UXL Nest and Fold tables provide a stable, spacious work surface and a contemporary appearance. They offer added utility when not in use through their easy mobility and compact storage. As a part of an integrated line of seating and tables, the Nest and Fold series lets you maintain a consistent design scheme throughout your building or facility.

## MATERIALS:

The work surface consists of a 45 lb density particle board core with a 0.030" high pressure laminated surface and a 0.020" backer sheet. The edge of the work surface features t-mold that is stapled to the underside of the work surface every 6" - 8". The table top is pre-drilled to attach legs using included fasteners.

The main frame is made of 2" diameter x 16-gauge round cold-rolled tubular steel that is welded to an ingenious mechanism that allows the table top to fold down and back into place easily. The substantial legs are made of 1.5" diameter x 14-gauge twin tube cold-rolled steel.

## UXL NEST & FOLD TOP & EDGE PROFILE

1 1/4" TOP



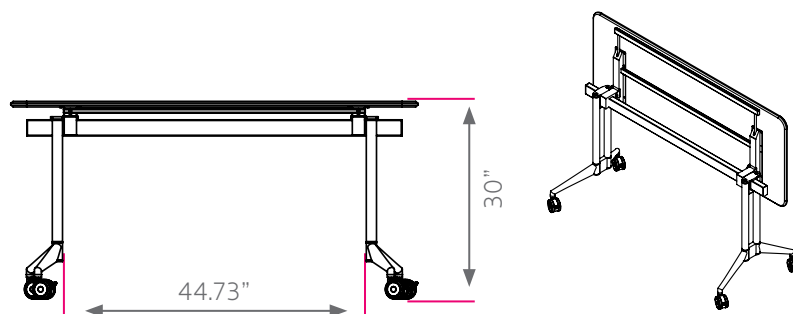
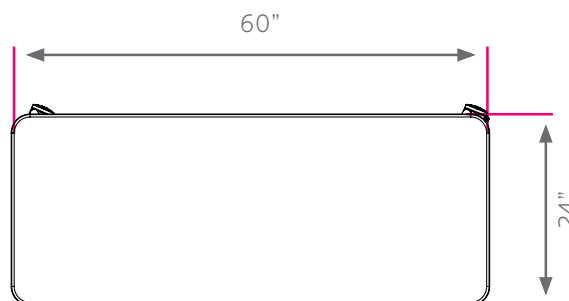
FL

3/8"  
BUMPER

FM

4MM  
T-MOLD

**FL3060AMEBPLT** Shown in Amber Cherry top with Black edge and Platinum frame. Optional UXL Nest & Fold Chairs.



## UXL Frame & Leg Color Options



PLATINUM  
PLT

## Standard Laminate Options

### Want to specify a different laminate?


No problem. If you have 20 or more tops of the same color -60 or -38 there is no upcharge. Have 20 or less? We can quote for you with the Wilsonart code and – finish style. We can specify other laminates – call to inquire and get a quote.



### Suggested Standard Laminates:



ASIAN NIGHT  
7949-60  
ANG



BOARDWALK OAK  
7983-60  
BWK



PEWTER MESH  
4878-60  
PEW



CLASSIC LINEN  
4943-60  
CLN



HIGH RISE  
4996-60  
HRE



BUKA BARK  
7982-60  
BBK



PALISADES OAK  
7987-60  
PSO



FLAX LINEN  
4990-60  
FLL



MISSION MAPLE  
7990-60  
MIM



NEW AGE OAK  
7938-60  
NEW

### Classic Standard Laminates:



WILD CHERRY  
7054-60  
CHE



GREY NEBULA  
4622-60  
GNB



FUSION MAPLE  
7909-60  
MAP

All 13 of the standard laminates are -60 finish, if you need to match a laminate from a previous year, please let us know on your order (example Pewter Mesh 4878-38, our standard is -60).

When the WilsonArt Laminate code includes a "Y", "K", "-12" "-78", "Aeon" etc, these are special laminates with an upcharge, even when it contains -38 or -60.

## Standard Edge Color Options



APPLE A



BLACK B



BLUEBERRY C



BURGUNDY D



CERULEAN S



CHAMPAGNE O



CHARCOAL R



CHOCOLATE Q



CLEMENTINE E



FOREST GREEN F



FUCHSIA G



MINT H



MOCHA T



NAVY I



ORANGE U



PERSIAN BLUE J



PLATINUM P



PURPLE K



RED L



YELLOW N