

uxl nest & fold, 48" half round

model #: FL48HR____PLT

uxl nest & fold table, 48" half round

DIMENSIONS + FREIGHT:

MODEL #	D"	W"	H"	F.C.	WEIGHT
FL48HR	26.5"	48"	30"	70	82 lbs.
carton #1	49.5"	31.5"	6.63"		
carton #2	27.75"	22"	7"		

OVERVIEW:

UXL Nest and Fold tables provide a stable, spacious work surface and a contemporary appearance. They offer added utility when not in use through their easy mobility and compact storage. As a part of an integrated line of seating and tables, the Nest and Fold series lets you maintain a consistent design scheme throughout your building or facility.

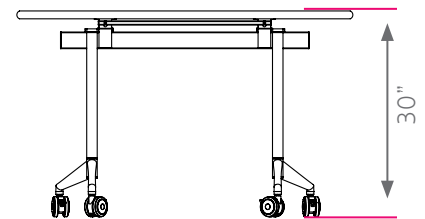
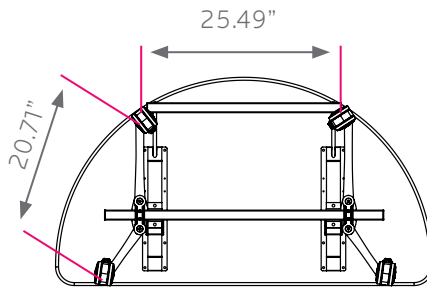
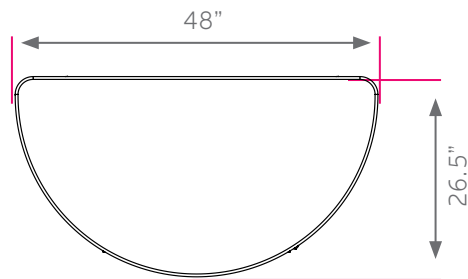
MATERIALS:

The work surface consists of a 45 lb density particle board core with a 0,030" high pressure laminated surface and a 0.020" backer sheet. The edge of the work surface features t-mold that is stapled to the underside of the work surface every 6" - 8". The table top is pre-drilled to attach legs using included fasteners.

The main frame is made of 2" diameter x 16-gauge round cold-rolled tubular steel that is welded to an ingenious mechanism that allows the table top to fold down and back into place easily. The substantial legs are made of 1.5" diameter x 14-gauge twin tube cold-rolled steel.

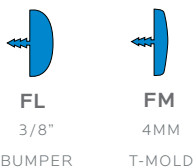


FL60HRAMEBPLT Shown in Amber Cherry top with Black edge and Platinum frame. Optional UXL Nest & Fold Chairs.



UXL NEST & FOLD TOP & EDGE PROFILE

1 1/4" TOP



FRAME

- PLATINUM **PLT**

EDGE CHOICES

- | | | | |
|----------------------|-------------------------|-------------------------|---------------------|
| ● APPLE A | ● CHAMPAGNE O | ● FUCHSIA G | ● PURPLE K |
| ● BLACK B | ● CHARCOAL R | ● MINT H | ● RED L |
| ● BLUEBERRY C | ● CHOCOLATE Q | ● MOCHA T | ○ WHITE M |
| ● BURGUNDY D | ● CLEMENTINE E | ● NAVY I | ● YELLOW N |
| ● CERULEAN S | ● FOREST GREEN F | ● PERSIAN BLUE J | ● PLATINUM P |
| ● ORANGE U | | | |

LAMINATE CHOICES

- | | | |
|---------------------------|--------------------------|--------------------------|
| ● AMBER CHERRY AME | ● GOLDEN OAK GOK | ● PEWTER MESH PEW |
| ● ASIAN NIGHT ANG | ● GREY MESH GRE | ● TAN ECHO TAC |
| ● BLOND ECHO BEE | ● GREY NEBULA GNB | ● WILD CHERRY CHE |
| ● FUSION MAPLE MAP | ● NEW AGE OAK NEW | |

FL or FM

Choose Size

- 7**
 - 8**
 - 9**
 - 10**
- Pick Laminate Color
- Pick Edge Color

PLT

Fixed-height leg set is standard.