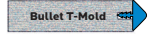


# uxl two-student diamond desk



- UXL Tables are standard with a 3/4" Bullet T-Mold top and fixed-height legs (FL). *model #: XLTSDM\_...\_PLTFL*

## DIMENSIONS + FREIGHT:

MODEL #	D"	W"	H"	F.C.	CUBE	WEIGHT
XLTSDM	36"	60"	29.5"	85	3.6	70 lbs.
carton	36"	60"	5"			

## OVERVIEW:


The UXL Diamond Desk is a collaborative desk built to cluster in groups or arrange traditionally in rows for individual study. Group 4 UXL 2-Student Diamond Desks together to create a circle group. Match the UXL Line's cohesive look by adding this to UXL seating and tables.

## MATERIALS:

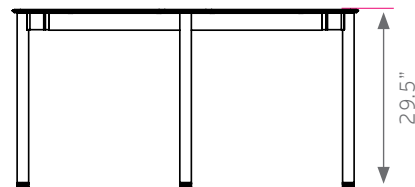
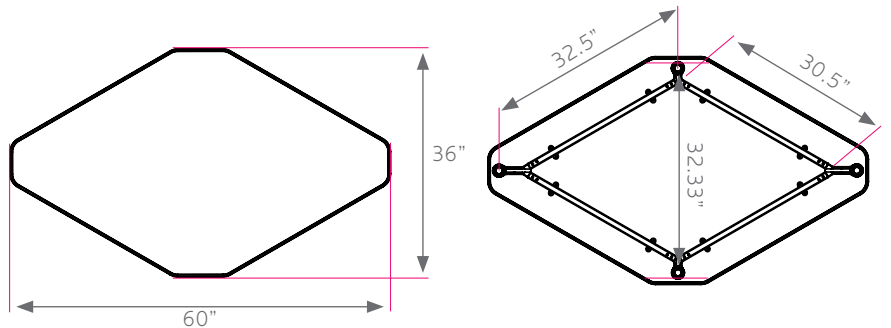
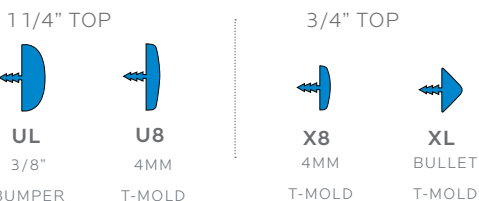
The **WORK SURFACE** consists of a 45 lb density particle board core with a 0.030" high pressure laminated surface and a 0.020" melamine backer sheet. The edge of the work surface features a t-mold edge that is mechanically fastened to the underside of the work surface every 6 to 8 inches to assure a long lasting fit.

The **FRAME** is attached to the pre-drilled holes in the top. The legs fasten into the frame at each corner. The table frame comes fully assembled requiring only two bolts per leg to complete installation. The table frame is a box tube design made of aircraft grade aluminum to reduce weight, while being very stable and sturdy. The 16-gauge steel legs are 2" diameter and power coated for a long lasting durable finish. UXL Legs are available in 8 different configurations.

## UXL LEG OPTIONS



## UXL TOP & EDGE PROFILE



## UXL Frame & Leg Color Options



PLATINUM  
PLT

Choose  
MODEL

7 8 9  
Pick Laminate  
Color

10  
Pick Edge  
Color

PLT

FL

Fixed-height (FL) leg  
set is standard.  
See page 99 to order  
optional leg sets.

## Standard Laminate Options

Want to specify a different laminate?


No problem. If you have 20 or more tops of the same color -60 or -38 there is no upcharge. Have 20 or less? We can quote for you with the Wilsonart code and – finish style. We can specify other laminates – call to inquire and get a quote.




Suggested Standard Laminates:



ASIAN NIGHT  
7949-60  
ANG



BOARDWALK OAK  
7983-60  
BWK



PEWTER MESH  
4878-60  
PEW



CLASSIC LINEN  
4943-60  
CLN



HIGH RISE  
4996-60  
HRE



BUKA BARK  
7982-60  
BBK



PALISADES OAK  
7987-60  
PSO



FLAX LINEN  
4990-60  
FLL



MISSION MAPLE  
7990-60  
MIM



NEW AGE OAK  
7938-60  
NEW

Classic Standard Laminates:



WILD CHERRY  
7054-60  
CHE



GREY NEBULA  
4622-60  
GNB



FUSION MAPLE  
7909-60  
MAP

All 13 of the standard laminates are -60 finish, if you need to match a laminate from a previous year, please let us know on your order (example Pewter Mesh 4878-38, our standard is -60).

When the WilsonArt Laminate code includes a "Y", "K", "-12" "-78", "Aeon" etc, these are special laminates with an upcharge, even when it contains -38 or -60.

## Standard Edge Color Options



APPLE A



BLACK B



BLUEBERRY C



BURGUNDY D



CERULEAN S



CHAMPAGNE O



CHARCOAL R



CHOCOLATE Q



CLEMENTINE E



FOREST GREEN F



FUCHSIA G



MINT H



MOCHA T



NAVY I



ORANGE U



PERSIAN BLUE J



PLATINUM P



PURPLE K



RED L



YELLOW N