

interchange wing 'swoop' desk

model #: 03097

DIMENSIONS + FREIGHT:

MODEL #	D"	W"	H"	F.C.	CUBE	WEIGHT
03097	23.5"	41"	22" - 34"	70	2.4	45 lbs.
carton	30"	30"	3"			
carton #2	26"	26"	5"			

OVERVIEW:

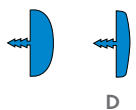
The Wing Desk is designed to work with any Smith System seating option. Smith System designers continue to update our Interchange line of desking with a new option with the versatility to promote both individual and group work. It helps the student work alone by providing stable, ample workspace. It helps students work together by creating groups of four in a close space. The Wing Desk w/ swoop is the same as the Wing Desk, but has a front edge indentation.

The **WORK SURFACE** consists of a 45 lb density particle board core with a 0.030" high pressure laminated surface and a 0.020" melamine backer sheet. The edge of the work surface features a t-mold edge that is mechanically fastened to the underside of the work surface every 6 to 8 inches to assure a long lasting fit. 1 1/4" or 3/4" thick top.

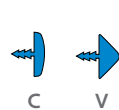
The **FRAME** consists of three fully welded segments. Ellipse shaped tubes measure 1.5" x 2.5". 16-gauge leg inserts and leg stems are welded to 14-gauge plates. Top is predrilled to attach legs using included fasteners. Legs include a 1" adjustable leveling glide with a locking stop to provide stability on uneven floors. The back center leg also includes a **BACKPACK PEG**, to get those backpacks off the floor.

INTERCHANGE TOP & EDGE PROFILE

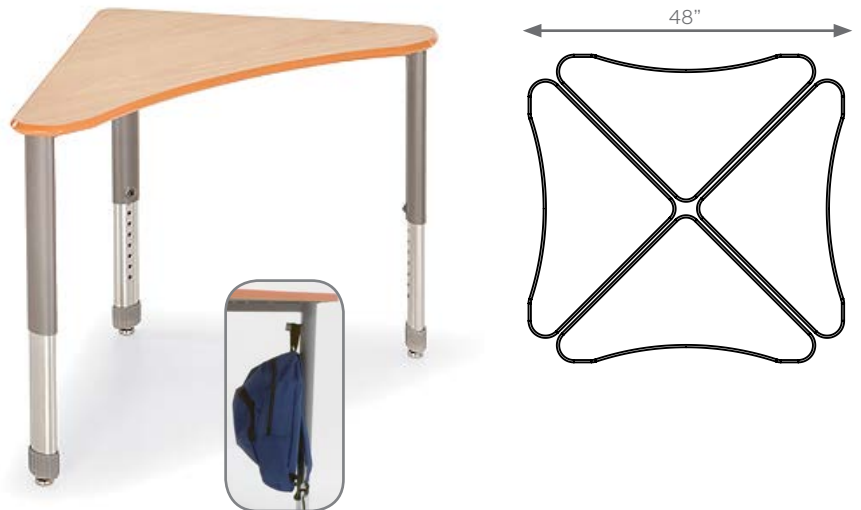
1 1/4" TOP



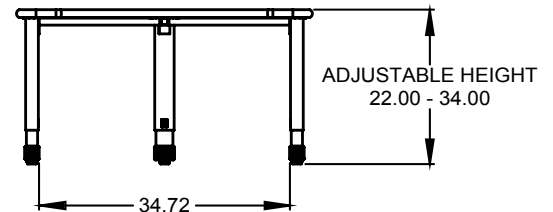
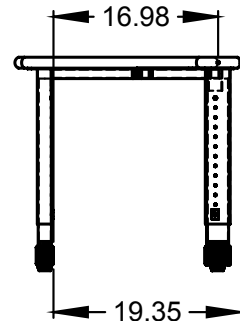
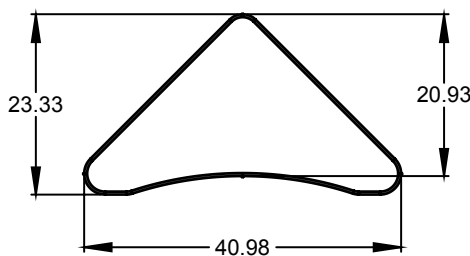
3/4" TOP



Make it mobile with 3" casters
Order Model 17576
Black or Platinum cap available.



Includes a backpack peg.



FRAME

- BLACK
- PLATINUM

EDGE CHOICES

- APPLE
- CHAMPAGNE
- FUCHSIA
- PURPLE
- BLACK
- CHARCOAL
- MINT
- RED
- BLUEBERRY
- CHOCOLATE
- MOCHA
- WHITE
- BURGUNDY
- CLEMENTINE
- NAVY
- YELLOW
- CERULEAN
- FOREST GREEN
- PERSIAN BLUE
- PLATINUM
- ORANGE

LAMINATE CHOICES

- AMBER CHERRY
- GOLDEN OAK
- PEWTER MESH
- ASIAN NIGHT
- GREY MESH
- TAN ECHO
- BLOND ECHO
- GREY NEBULA
- WILD CHERRY
- FUSION MAPLE
- NEW AGE OAK