

# flex student desk 20" x 48"

model #: 01354

two-student 20" x 48"

**DIMENSIONS + FREIGHT:**

MODEL #	D"	W"	H"	F.C.	CUBE	WEIGHT
01354	20"	48"	19" - 31"	70	4.1	61 lbs.
carton	26.9"	55.5"	6.5"			

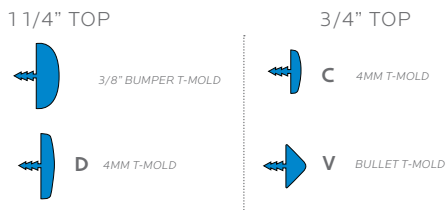
**OVERVIEW:**

The Flex two-student desk has an oversized work surface that accomodates laptop computers for project learning environments.

The 1 1/4" or 3/4" **WORK SURFACE** consists of a 45 lb density particle board core with a 0.030" high pressure laminated surface and a 0.020" melamine backer sheet. The edge of the work surface features a t-mold edge that is mechanically fastened to the underside of the work surface every 6 to 8 inches to assure a long lasting fit. The **TOP** is pre-drilled for ease of installation. This versatile Flex Student Desk allows for a variety of different arrangements in the classroom.

The **FRAME** is attached to the pre-drilled holes in the top with (12) #10 x 3/4" screws through a 3"W x 18"L 14-gauge steel mounting plate. The mounting plate is welded to (2) 1" square 16-gauge steel Y-shaped tubes which are welded to a 1 1/4" x 2" 14-gauge vertical leg support. The legs adjust in height from 19" to 31" in 1" increments. The adjustment for each leg is secured with (2) 3 3/4" -16 x .675 allen screws. All open ends on the 16-gauge tubing will be capped with color matched plastic end caps. The bases have a color matched lockable end cap/glide combination that resists tampering. The right and left leg both include Smith System patented backpack peg allowing for either inside or outside positioning. The legs are tied together for added strength with a 1" x 2" 14-gauge steel crossbar that supplies a rigid, long lasting piece of furniture.

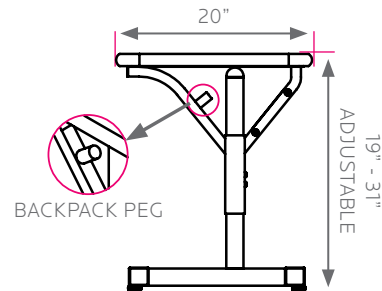
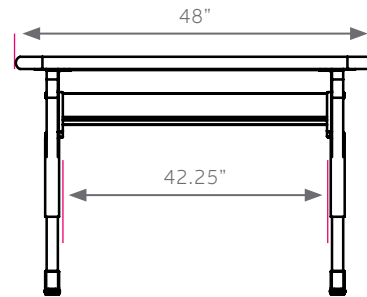
**FLEX DESK TOP & EDGE PROFILE**



**Make it mobile with casters**  
Order Model 17576



model #01361 20" x 60" two-student flex desk shown, with optional Cascade Storage tote tray w/ housing model #30926



## Frame Color Options



BLACK



PLATINUM

## Standard Laminate Options

### Want to specify a different laminate?

No problem. If you have 20 or more tops of the same color -60 or -38 there is no upcharge. Have 20 or less? We can quote for you with the Wilsonart code and – finish style. We can specify other laminates – call to inquire and get a quote.



### Suggested Standard Laminates:



ASIAN NIGHT  
7949-60



BOARDWALK OAK  
7983-60



PEWTER MESH  
4878-60



CLASSIC LINEN  
4943-60



HIGH RISE  
4996-60



BUKA BARK  
7982-60



PALISADES OAK  
7987-60



FLAX LINEN  
4990-60



MISSION MAPLE  
7990-60




NEW AGE OAK  
7938-60

### Classic Standard Laminates:



WILD CHERRY  
7054-60



GREY NEBULA  
4622-60



FUSION MAPLE  
7909-60

All 13 of the standard laminates are -60 finish, if you need to match a laminate from a previous year, please let us know on your order (example Pewter Mesh 4878-38, our standard is -60).

When the WilsonArt Laminate code includes a "Y", "K", "-12" "-78", "Aeon" etc, these are special laminates with an upcharge, even when it contains -38 or -60.

## Standard Edge Color Options



APPLE



BLACK



BLUEBERRY



BURGUNDY



CERULEAN



CHAMPAGNE



CHARCOAL



CHOCOLATE



CLEMENTINE



FOREST GREEN



FUCHSIA



MINT



MOCHA



NAVY



ORANGE



PERSIAN BLUE



PLATINUM



PURPLE



RED



YELLOW