

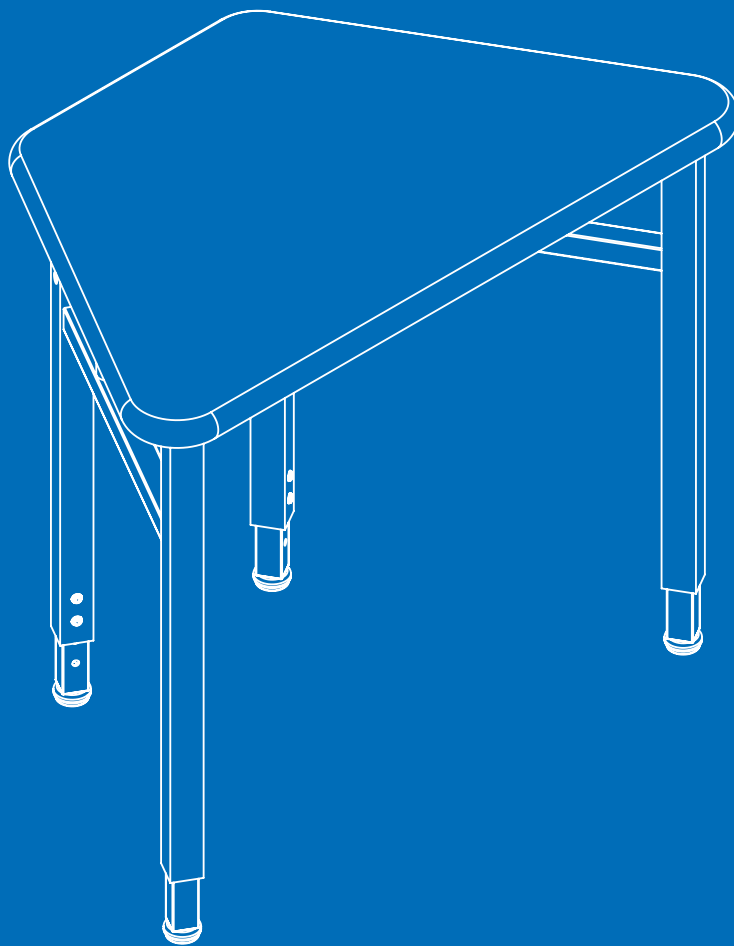
# HUDDLE

[smithsystem.com/line/huddle](http://smithsystem.com/line/huddle)

Huddle - 6 . . . . . # 01265

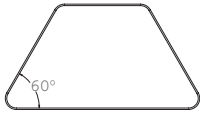
Huddle - 8 . . . . . # 01266

Huddle - 8 LS . . . . . # 01267



[smithsystem.com](http://smithsystem.com) | 1 800 328 1061

# HUDDLE™ single-student desks



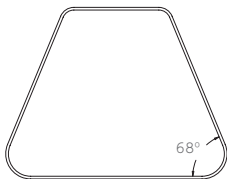
**Huddle-6**  
18"d x 30"w desktop.

MODEL	DESCRIPTION	HEIGHT	F.C.	CUBE	WT.	UPS	2016 LIST
01265	Huddle-6 Student Desk - 6' circle	22" - 32" adjustable	70	1.1	35	*	\$ 233.00



**Huddle-8**  
18"d x 30" w desktop.

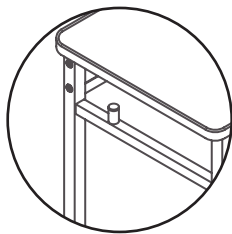
MODEL	DESCRIPTION	HEIGHT	F.C.	CUBE	WT.	UPS	2016 LIST
01266	Huddle-8 Student Desk - 7' circle	22" - 32" adjustable	70	1.1	36	*	\$ 237.00



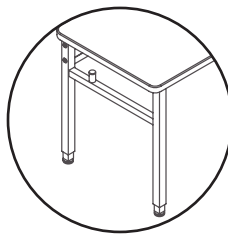
**Huddle-8LS**  
24"d x 30" w desktop.

MODEL	DESCRIPTION	HEIGHT	F.C.	CUBE	WT.	UPS	2016 LIST
01267	Huddle-8LS	22" - 32" adjustable	70	1.1	36	*	\$ 237.00

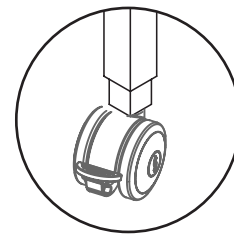
*Smith System recommends the Huddle-6 and Huddle-8 for grades K-5; Huddle-8LS for upper grades.*



**BACKPACK PEG INCLUDED  
ON ALL SILHOUETTE MODELS**



**ADJUSTABLE 22" - 32"  
"H" TYPE LEG**

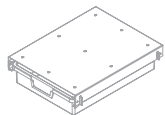


**3" DUAL WHEEL CASTERS  
# 17576**

## Huddle Desks Have Top and Edge Choices

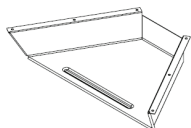
<p><b>1 1/4" Tops</b></p> <p><b>CHOICE 1</b> - 3/8" Bumper T-Mold</p> <p><b>CHOICE 2</b> - 4mm T-Mold</p>	<p><b>CHOICE 1</b> - 1 1/4" top with Bumper T-Mold no letter to follow Model No.</p> <p><b>CHOICE 2</b> - 1 1/4" top with 4mm T-Mold <b>D</b> to follow Model No.</p>	<p><b>3/4" Tops</b></p> <p><b>CHOICE 3</b> - 4mm T-Mold</p> <p><b>CHOICE 4</b> - Bullet T-Mold</p>	<p><b>CHOICE 3</b> - 3/4" top with 4mm T-Mold <b>C</b> to follow Model No.</p> <p><b>CHOICE 4</b> - 3/4" top with Bullet T-Mold <b>V</b> to follow Model No.</p>
---	---	--	--

# HUDDLE™ accessories



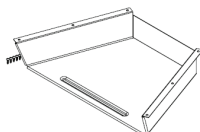
**SW Tote Tray**  
**Model 30925**  
 13.5" wide

MODEL	DESCRIPTION	D"	W"	H"	F.C.	CUBE	WT.	UPS	2016 LIST
30925	SW (Standard Width) tote tray with housing	16.8	13.5	3	70	1.13	8	*	\$ 93.00



**Steel Bookbox**  
**Model 17015**  
 6" width back.  
 (Use with model 01265)

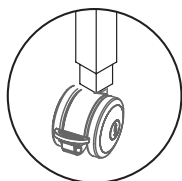
MODEL	DESCRIPTION	D"	W"	H"	F.C.	CUBE	WT.	UPS	2016 LIST
17015	Huddle-6 (01265) bookbox	15	21	3.5	70	0.5	6	*	\$ 65.00



**Steel Bookbox**  
**Model 17016**  
 10" width back.  
 (Use with model 01266 & 01267)

MODEL	DESCRIPTION	D"	W"	H"	F.C.	CUBE	WT.	UPS	2016 LIST
17016	Huddle-8 + LS (01266/01267) bookbox	15	21	3.5	70	0.5	6	*	\$ 65.00

HUDDLE BOOKBOX FITMENT CHART			
MODEL	# 17015	# 17016	# 30925
# 01265	●	NO	NO
# 01266	NO	●	NO
# 01267	NO	●	●



**3" Dual-Wheel Casters**  
**add-on Model 17576**  
 add +2.75" height to desk.

MODEL	DESCRIPTION	D"	W"	H"	F.C.	CUBE	WT.	UPS	2016 LIST
17576	3" Dual-Wheel Casters, 4 locking			2.75"	70	0.1	5	*	\$ 76.00

## Huddle Frame Color Options



BLACK  
BLA



PLATINUM  
PLT

## Standard Laminate Options

Want to specify a different laminate?

No problem. If you have 20 or more tops of the same color -60 or -38 there is no upcharge. Have 20 or less? We can quote for you with the Wilsonart code and – finish style. We can specify other laminates – call to inquire and get a quote.



Suggested Standard Laminates:



ASIAN NIGHT  
7949-60  
ANG



AMBER CHERRY  
7919-60  
AME



PEWTER MESH  
4878-60  
PEW



GREY MESH  
4877-60  
GRE



GOLDEN OAK  
7888-60  
GOK



BLOND ECHO  
7939-60  
BEE



TAN ECHO  
7941-60  
TAC



NEW AGE OAK  
7938-60  
NEW

Classic Standard Laminates:



WILD CHERRY  
7054-60  
CHE



GREY NEBULA  
4622-60  
GNB



FUSION MAPLE  
7909-60  
MAP

All 11 of the standard laminates are -60 finish, if you need to match a laminate from a previous year, please let us know on your order (example Pewter Mesh 4878-38, our standard is -60).

## Standard Edge Color Options



APPLE A



BLACK B



BLUEBERRY C



BURGUNDY D



CERULEAN S



CHAMPAGNE O



CHARCOAL R



CHOCOLATE Q



CLEMENTINE E



FOREST GREEN F



FUCHSIA G



MINT H



MOCHA T



NAVY I



ORANGE U



PERSIAN BLUE J



PLATINUM P



PURPLE K



RED L



YELLOW N