

uxl 36" x 90" table



• UXL Tables are standard with a 3/4" Bullet T-Mold top and fixed-height legs (FL).

model #: XL3690_---_PLTFL

uxl 36" x 90" table

DIMENSIONS + FREIGHT:

MODEL #	D"	W"	H"	F.C.	CUBE	WEIGHT
XL3690	36"	90"	29.5"	70	7.5	152 lbs.
carton	37.2"	93"	6.7"			

OVERVIEW:


The UXL line offers high schools and colleges a complete, integrated system for outfitting the entire school, from classrooms to commons.

MATERIALS:

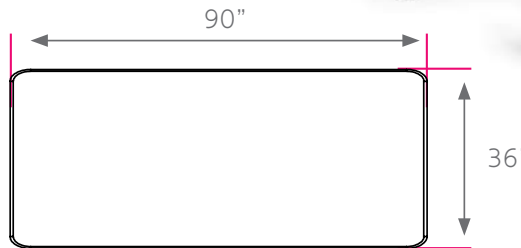
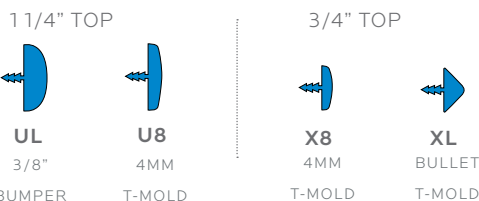
The 3/4" or 1 1/4" thick **WORK SURFACE** consists of a 45 lb density particle board core with a 0.030" high pressure laminated surface and a 0.020" melamine backer sheet. The edge of the work surface features edge molding that is mechanically fastened to the underside of the work surface every 6 to 8 inches to assure a long lasting fit.

The frame is attached to the pre-drilled holes in the top with #10 x 5/8" screws. The legs then fasten into the frame at each corner. The frame comes fully assembled requiring only two bolts per leg to complete installation. The table frame is a boxed tube design made of aircraft grade aluminum to reduce weight, while being very stable and sturdy. The 16-gauge steel legs are 2" diameter and powder coated for a long lasting durable finish. Legs are available in different configurations, see chart.

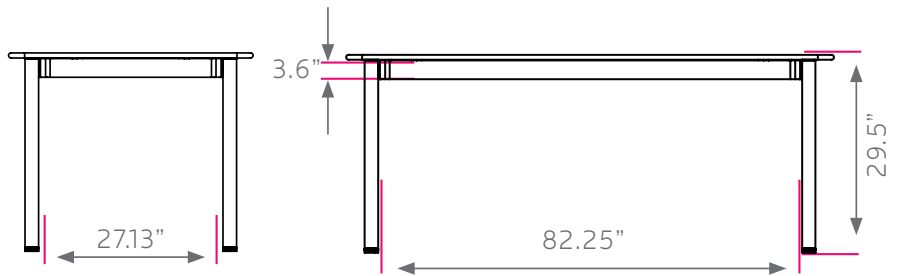
UXL LEG OPTIONS



UXL TOP & EDGE PROFILE



*XL2490, 24" x 90" UXL Rectangle Desk shown.



FRAME

● PLATINUM **PLT**

Choose MODEL **7 8 9 10** PLT FL
 Pick Laminate Color Pick Edge Color
 Fixed-height (FL) leg set is standard. See page 99 to order optional leg sets.

EDGE CHOICES

- APPLE **A**
- CHAMPAGNE **O**
- FUCHSIA **G**
- PURPLE **K**
- BLACK **B**
- CHARCOAL **R**
- MINT **H**
- RED **L**
- BLUEBERRY **C**
- CHOCOLATE **Q**
- MOCHA **T**
- WHITE **M**
- BURGUNDY **D**
- CLEMENTINE **E**
- NAVY **I**
- YELLOW **N**
- CERULEAN **S**
- FOREST GREEN **F**
- PERSIAN BLUE **J**
- PLATINUM **P**
- ORANGE **U**

LAMINATE CHOICES

- AMBER CHERRY **AME**
- GOLDEN OAK **GOK**
- PEWTER MESH **PEW**
- ASIAN NIGHT **ANG**
- GREY MESH **GRE**
- TAN ECHO **TAC**
- BLOND ECHO **BEE**
- GREY NEBULA **GNB**
- WILD CHERRY **CHE**
- FUSION MAPLE **MAP**
- NEW AGE OAK **NEW**