

double oval café table

model #: 01543-01553

DIMENSIONS + FREIGHT:

MODEL #	D"	W"	H"	F.C.	CUBE	WEIGHT
ALL	42"	72"	29" or 42"	70	5.0	140 lbs.

(42"H) STANDING HEIGHT BASE	
MODEL #	power option
01543	(x2) 4 power dome
01544	(x2) 2 power flat
01545	(x1) 2 power flat + (x1) 1 power, 2 usb flat
01546	(x2) 1 power, 2 usb flat
01552	no power

(29"H) SITTING HEIGHT BASE	
MODEL #	power option
01547	(x2) 4 power dome
01548	(x2) 2 power flat
01549	(x1) 2 power flat + (x1) 1 power, 2 usb flat
01551	(x2) 1 power, 2 usb flat
01553	no power



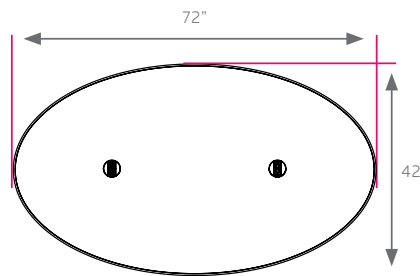
OVERVIEW:

Our café tables are an ideal and modern approach to library, cafeteria and commons seating. The oval café table offers a large, stable work surface that pairs to our 29" or 42" height café bases. With our power units, staying plugged in is within an arm's reach.

MATERIALS:

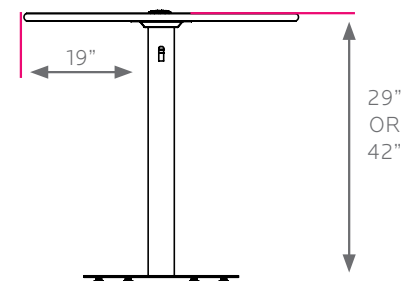
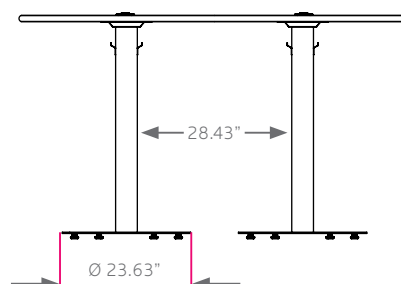
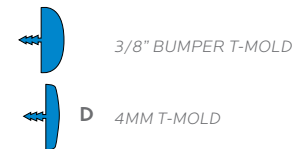
The 1 1/4" thick **WORK SURFACE** consists of a 45 lb. density particle board core with a .030" high-pressure laminated surface and a .020" melamine backer sheet. The edge of the work surface features a bumper edge molding (choices listed below) that is mechanically fastened every 6 to 8 inches to assure a long lasting fit.

The oval café table includes (2) two of our **CIRCULAR 24" DIAMETER CAFÉ TABLE BASES** for maximum stability. Each café base is constructed of 18 gauge steel tubes and cast iron. Available in black or platinum powder coat paint finish. The base includes non-marring, adjustable black leveling glides. The columns attach securely to the bases with a heavy hex bolt and lockwasher for a simple, one-step installation.



CAFÉ TOP & EDGE PROFILE

1 1/4" TOP



*see catalog for all optional parts & accessories.

ADD POWER

MATERIALS:

The power module features water-proof simplex outlets and can be mounted parallel to any work surface. The unit is UL listed with a standard 10 ft. 15 Amp power cord. The USB-A charging ports share a total of 1000 mA per pair, which allows charging of cell phones, tablets, e-readers, audio players and other devices that can be charged by USB. The power module is installed in a 3" diameter cutout in the work surface. The unit is constructed of durable plastic, fits in both 3/4" and 1 1/4" thick tops.

A) OVERVIEW:

The 017088 dome power module is mounted in the work surface and features four simplex power outlets for powering up in any gathering space. Install in a variety of Smith System desks and tables to create a powered common or learning space.

B) OVERVIEW:

These power modules are designed to mount into the work surface of a desk or table and feature USB and power supply for powering up devices of all kinds. #017097 features 2 power outlets, while #017098 features 1 power outlet and 2 USB outlets.

A



B



Color Options

FRAME

● BLACK ● PLATINUM

EDGE CHOICES

● APPLE	● CERULEAN	● CLEMENTINE	● MOCHA	● RED
● BLACK	● CHAMPAGNE	● FOREST GREEN	● NAVY	○ WHITE
● BLUEBERRY	● CHARCOAL	● FUCHSIA	● PERSIAN BLUE	● YELLOW
● BURGUNDY	● CHOCOLATE	● MINT	● PURPLE	● PLATINUM

LAMINATE CHOICES

● AMBER CHERRY	● FUSION MAPLE	● GREY NEBULA	● TAN ECHO
● ASIAN NIGHT	● GOLDEN OAK	● NEW AGE OAK	● WILD CHERRY
● BLOND ECHO	● GREY MESH	● PEWTER MESH	