

interchange single-student desk

model #: 04080

DIMENSIONS + FREIGHT:

MODEL #	D"	W"	H"	F.C.	CUBE	WEIGHT
04080	20"	27"	22"-34"	70	1.1	44 lbs.

OVERVIEW:

This versatile, contemporary student desk provides solid functionality and matches the look of the Interchange Line. The 20x27 Interchange Desk is ideal for individual or group work in a traditional classroom setting. The spacious work surface provides ample space for work of all kinds.

The **WORK SURFACE** consists of a 45 lb density particle board core with a 0.030" high pressure laminated surface and a 0.020" melamine backer sheet. The edge of the work surface features a t-mold edge that is mechanically fastened to the underside of the work surface every 6 to 8 inches to assure a long lasting fit.

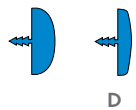
The **FRAME** top plates are 14 gauge steel, each welded to a 14 gauge 1"x1" tube. Ellipse shaped tubes measure 1.5" x 2.5". 16-gauge leg inserts and leg stems are welded to 14 gauge plates. The top is pre-drilled for ease of assembly, attach legs using included fasteners. Legs include 1" adjustable leveling glides with a locking stop to provide stability on uneven floors.



model #04080 20"x27" shown with optional 3" casters Model 17576 & optional Cascade SW Tote Tray w/ housing Model 66013

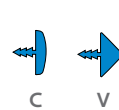
INTERCHANGE TOP & EDGE PROFILE

1 1/4" TOP



D

3/4" TOP

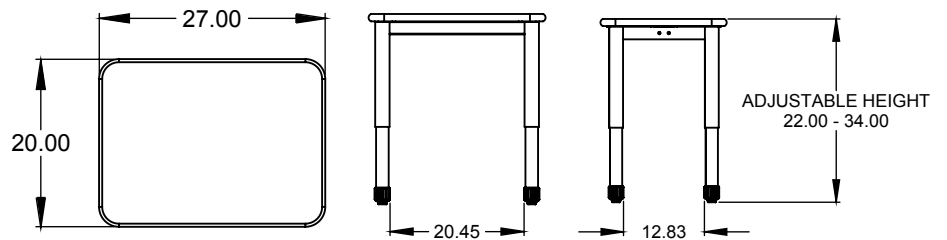


C

V

Make it mobile with 3" casters
Order Model 17576
Black or Platinum cap available.

add Cascade tote-tray storage.
Order Model 66013



FRAME

- BLACK
- PLATINUM

EDGE CHOICES

- APPLE
- CHAMPAGNE
- FUCHSIA
- PURPLE
- BLACK
- CHARCOAL
- MINT
- RED
- BLUEBERRY
- CHOCOLATE
- MOCHA
- WHITE
- BURGUNDY
- CLEMENTINE
- NAVY
- YELLOW
- CERULEAN
- FOREST GREEN
- PERSIAN BLUE
- PLATINUM
- ORANGE

LAMINATE CHOICES

- AMBER CHERRY
- GOLDEN OAK
- PEWTER MESH
- ASIAN NIGHT
- GREY MESH
- TAN ECHO
- BLOND ECHO
- GREY NEBULA
- WILD CHERRY
- FUSION MAPLE
- NEW AGE OAK