

# planner extron table

model #: 11290

## planner extron table

### DIMENSIONS + FREIGHT:

MODEL #	D"	W"	H"	F.C.	CUBE	WEIGHT
11290	60"	72"	28" - 38"	70		208 lbs.

### OVERVIEW:

The Planner Extron Table is a complete, pre-configured collaboration system for six students. Students simply connect their laptop, press one of six "show me buttons" and their content is instantly displayed on the presentation monitor. The system automatically turns itself off. Large 60" x 72" work surface allows each student ample workspace. Set at stock height (37") or use with 18" chairs at sit down height. Other table shape option available upon request.

The 1 1/4" thick work surface consists of 45 lb. density particle board core with a .030" high-pressure laminated surface and a .020" melamine backer sheet. The edge of the work surface features t-mold of your choice that is mechanically fastened every 6 to 8 inches to assure a long lasting fit. The top is pre-drilled for ease of installation.

The frame consists of two fully welded leg segments and a center support channel. The legs are attached to the pre-drilled holes in the top with (16) #10 wood screws through a 12-gauge steel mounting plate. The mounting plate is welded to (2) 1 1/4" square 12-gauge steel tube legs which is welded to a 1" x 2" 14-gauge steel tube cross bar. The leg inserts are 1" square 14-gauge steel tube, with Model 17554 4" dual-wheel casters included, and adjust in height from 28" to 38" in 1" increments. The adjustment for each leg is secured with (2) 3 3/4" -16 x .675" Allen screws. The 2 center support channels are 2" x 3" 14-gauge steel, with 11-gauge steel end plates for maximum stability. The 2 center support channels are connected to the legs by (8) connector bolts.

The Extron Table also includes the following: (6) HDMI "Show Me" Cables, (1) HDMI Six-Input Switcher, (1) Extron System Controller, (2) Surface Mount Power Units, 17354 Monitor Mount, Cable Management Enclosure and 017095 5-Outlet Power Strip.

Includes casters, Model 17554, 4".

### PLANNER EXTRON TOP & EDGE PROFILE

1 1/4" TOP



\*see catalog for all optional parts & accessories.



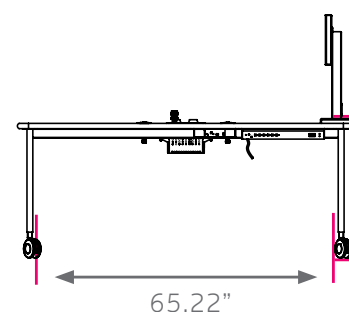
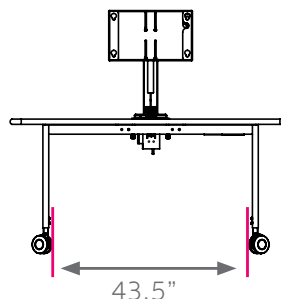
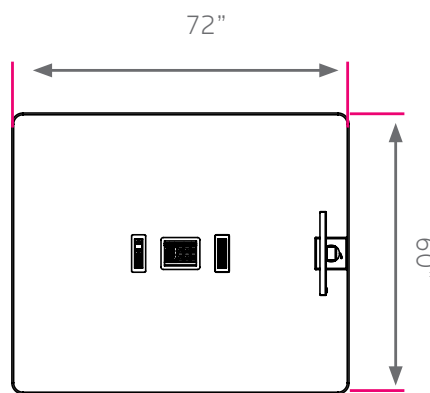
ONE: grab a cable



TWO: plug-in



THREE: push to share



28" - 38"  
ADJUSTABLE \*

## Frame Color Options



BLACK  
BLA



PLATINUM  
PLT

## Standard Laminate Options

Want to specify a different laminate?


No problem. If you have 20 or more tops of the same color -60 or -38 there is no upcharge. Have 20 or less? We can quote for you with the Wilsonart code and – finish style. We can specify other laminates – call to inquire and get a quote.




Suggested Standard Laminates:




ASIAN NIGHT  
7949-60  
ANG



BOARDWALK OAK  
7983-60  
BWK



PEWTER MESH  
4878-60  
PEW



CLASSIC LINEN  
4943-60  
CLN



HIGH RISE  
4996-60  
HRE



BUKA BARK  
7982-60  
BBK



PALISADES OAK  
7987-60  
PSO



FLAX LINEN  
4990-60  
FLL



MISSION MAPLE  
7990-60  
MIM




NEW AGE OAK  
7938-60  
NEW

Classic Standard Laminates:



WILD CHERRY  
7054-60  
CHE



GREY NEBULA  
4622-60  
GNB



FUSION MAPLE  
7909-60  
MAP

All 13 of the standard laminates are -60 finish, if you need to match a laminate from a previous year, please let us know on your order (example Pewter Mesh 4878-38, our standard is -60).

When the WilsonArt Laminate code includes a "Y", "K", "-12" "-78", "Aeon" etc, these are special laminates with an upcharge, even when it contains -38 or -60.

## Standard Edge Color Options



APPLE A



BLACK B



BLUEBERRY C



BURGUNDY D



CERULEAN S



CHAMPAGNE O



CHARCOAL R



CHOCOLATE Q



CLEMENTINE E



FOREST GREEN F



FUCHSIA G



MINT H



MOCHA T



NAVY I



ORANGE U



PERSIAN BLUE J



PLATINUM P



PURPLE K



RED L



YELLOW N