

# flex student desk 24" x 36"

model #: 01371

single-student 24" x 36"

## DIMENSIONS + FREIGHT:

MODEL #	D"	W"	H"	F.C.	CUBE	WEIGHT
01371	24"	36"	19" - 31"	70	4.5	55 lbs.
carton	25"	37"	7"			

## OVERVIEW:

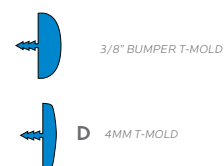
The Flex single-student desk has an oversized work surface that accommodates laptop computers for project learning environments.

The 1 1/4" or 3/4" **WORK SURFACE** consists of a 45 lb density particle board core with a 0.030" high pressure laminated surface and a 0.020" melamine backer sheet. The edge of the work surface features a t-mold edge that is mechanically fastened to the underside of the work surface every 6 to 8 inches to assure a long lasting fit. The **TOP** is pre-drilled for ease of installation. This versatile Flex Student Desk allows for a variety of different arrangements in the classroom.

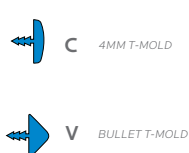
The **FRAME** is attached to the pre-drilled holes in the top with (12) #10 x 3/4" screws through a 3"W x 18"L 14-gauge steel mounting plate. The mounting plate is welded to (2) 1" square 16-gauge steel Y-shaped tubes which are welded to a 1 1/4" x 2" 14-gauge vertical leg support. The legs adjust in height from 19" to 31" in 1" increments. The adjustment for each leg is secured with (2) 3 3/4" -16 x .675 allen screws. All open ends on the 16-gauge tubing will be capped with color matched plastic end caps. The bases have a color matched lockable end cap/glide combination that resists tampering. The right and left leg both include Smith System patented backpack peg allowing for either inside or outside positioning. The legs are tied together for added strength with a 1" x 2" 14-gauge steel crossbar that supplies a rigid, long lasting piece of furniture.

## FLEX DESK TOP & EDGE PROFILE

1 1/4" TOP



3/4" TOP

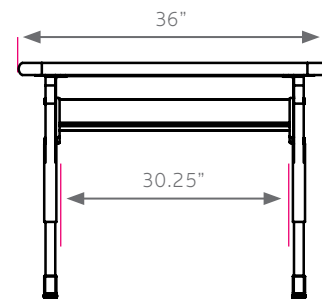
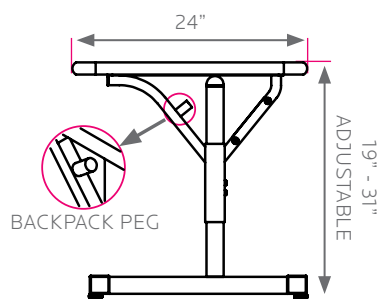


**Make it mobile  
with casters**

Order Model 17576



model #01368 (20"x36") shown in Golden Oak laminate, Platinum edge, Platinum frame; with optional wheelbarrow style 3" casters (model #17576) for mobility.



## FRAME

- BLACK
- PLATINUM

## EDGE CHOICES

- |             |                |                |            |
|-------------|----------------|----------------|------------|
| ● APPLE     | ● CHAMPAGNE    | ● FUCHSIA      | ● PURPLE   |
| ● BLACK     | ● CHARCOAL     | ● MINT         | ● RED      |
| ● BLUEBERRY | ● CHOCOLATE    | ● MOCHA        | ● WHITE    |
| ● BURGUNDY  | ● CLEMENTINE   | ● NAVY         | ● YELLOW   |
| ● CERULEAN  | ● FOREST GREEN | ● PERSIAN BLUE | ● PLATINUM |
| ● ORANGE    |                |                |            |

## LAMINATE CHOICES

- |                |               |               |
|----------------|---------------|---------------|
| ● AMBER CHERRY | ● GOLDEN OAK  | ● PEWTER MESH |
| ● ASIAN NIGHT  | ● GREY MESH   | ● TAN ECHO    |
| ● BLOND ECHO   | ● GREY NEBULA | ● WILD CHERRY |
| ● FUSION MAPLE | ● NEW AGE OAK |               |