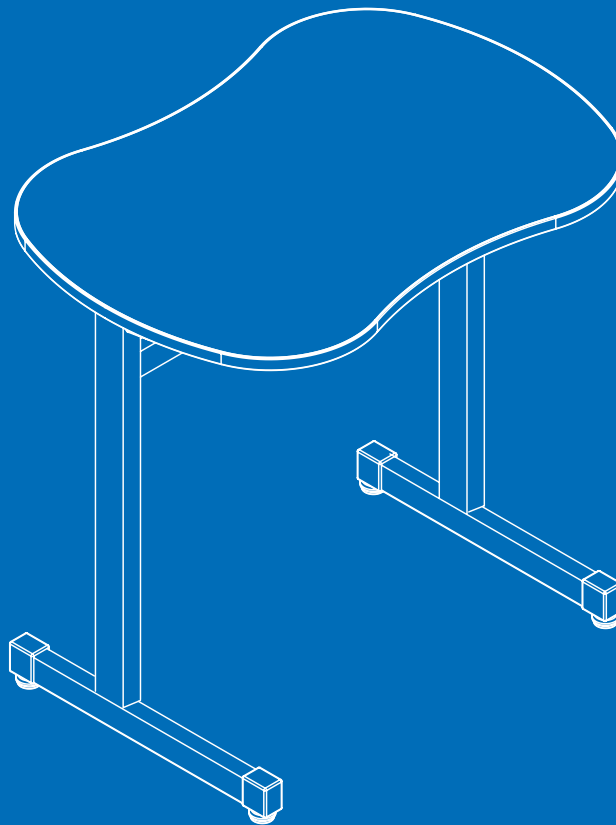


SILHOUETTE

smithsystem.com/line/silhouette

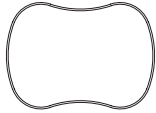
DESCRIPTION	19" - 31" ADJUSTABLE	29.5" FIXED W/ GLIDE	29.5" FIXED W/ CASTERS
18 x 24 Rectangle	# 01600	# 01602	#01603
20 x 27 Rectangle	# 01648	# 01649	# 01650
23 x 31 Curve	# 01653	# 01654	# 01657
23 x 31 Sequence	# 01655	# 01658	# 01659
18 x 24 Hard Plastic	# 01601	# 01604	# 01605
20 x 27 Hard Plastic	# 01651	# 01647	# 01646

DESCRIPTION	19" - 31" ADJUSTABLE	29.5" FIXED W/ GLIDE	29.5" FIXED W/ CASTERS
20 x 48 Rectangle	# 01660	# 01662	# 01664
20 x 54 Rectangle	# 01661	# 01663	# 01665



smithsystem.com | 1 800 328 1061

SILHOUETTE™ single-student desks



Silhouette Sequence
23"d x 31" w desktop.

MODEL	DESCRIPTION	HEIGHT	F.C.	CUBE	WT.	UPS	2016 LIST
01655	Silhouette Sequence	19" - 31" adjustable w/ glides	70	1.2	36	*	\$ 225.00
01658	Silhouette Sequence	29.5" fixed-height w/ glides	70	1.2	36	*	\$ 225.00
01659	Silhouette Sequence	29.5" fixed-height w/ 3" casters	70	1.2	36	*	\$ 301.00



Silhouette Curve
23"d x 31" w desktop.

MODEL	DESCRIPTION	HEIGHT	F.C.	CUBE	WT.	UPS	2016 LIST
01653	Silhouette Curve	19" - 31" adjustable w/ glides	70	1.2	36	*	\$ 225.00
01654	Silhouette Curve	29.5" fixed-height w/ glides	70	1.2	36	*	\$ 225.00
01657	Silhouette Curve	29.5" fixed-height w/ 3" casters	70	1.2	36	*	\$ 301.00



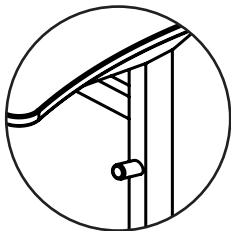
Silhouette Rectangle
18"d x 24" w desktop.

MODEL	DESCRIPTION	HEIGHT	F.C.	CUBE	WT.	UPS	2016 LIST
01600	Silhouette 18 x 24	19" - 31" adjustable w/ glides	70	1.2	36	*	\$ 169.00
01602	Silhouette 18 x 24	29.5" fixed-height w/ glides	70	1.2	36	*	\$ 169.00
01603	Silhouette 18 x 24	29.5" fixed-height w/ 3" casters	70	1.2	36	*	\$ 245.00

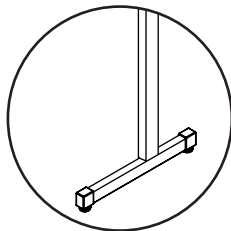


Silhouette Rectangle
20"d x 27" w desktop.

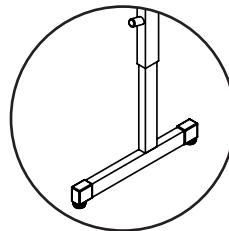
MODEL	DESCRIPTION	HEIGHT	F.C.	CUBE	WT.	UPS	2016 LIST
01650	Silhouette 20 x 27	19" - 31" adjustable w/ glides	70	1.3	40	*	\$ 179.00
01649	Silhouette 20 x 27	29.5" fixed-height w/ glides	70	1.3	40	*	\$ 179.00
01648	Silhouette 20 x 27	29.5" fixed-height w/ 3" casters	70	1.3	40	*	\$ 255.00




**BACKPACK PEG INCLUDED
ON ALL SILHOUETTE MODELS**



FIXED-HEIGHT 29.5" LEG



ADJUSTABLE 19" - 31" LEG



**3" DUAL WHEEL CASTERS
17576**

Silhouette Desks Have Top and Edge Choices

1 1/4" Tops

CHOICE 1 - 3/8" Bumper T-Mold
no letter to follow Model No.

CHOICE 2 - 4mm T-Mold
D to follow Model No.

3/4" Tops

CHOICE 3 - 4mm T-Mold
C to follow Model No.

CHOICE 4 - Bullet T-Mold
V to follow Model No.

*Two-Student desks use 1 1/4" tops.

SILHOUETTE™ single-student desks

* hard plastic *



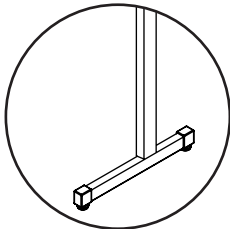
Silhouette Rectangle
hard plastic surface.
18"d x 24" w desktop.

MODEL	DESCRIPTION	HEIGHT	F.C.	CUBE	WT.	UPS	2016 LIST
01601	Silhouette HP 18 x 24	19" - 31" adjustable w/ glides	70	1.3	36	*	\$ 197.00
01604	Silhouette HP 18 x 24	29.5" fixed-height w/ glides	70	1.3	36	*	\$ 197.00
01605	Silhouette HP 18 x 24	29.5" fixed-height w/ 3" casters	70	1.3	36	*	\$ 273.00

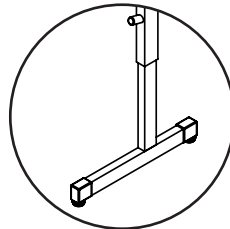


Silhouette Rectangle
hard plastic surface.
20"d x 27" w desktop.

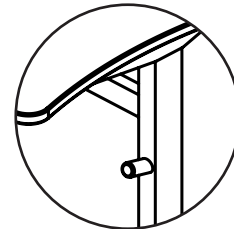
MODEL	DESCRIPTION	HEIGHT	F.C.	CUBE	WT.	UPS	2016 LIST
01651	Silhouette HP 20 x 27	19" - 31" adjustable w/ glides	70	1.3	40	*	\$ 207.00
01647	Silhouette HP 20 x 27	29.5" fixed-height w/ glides	70	1.3	40	*	\$ 207.00
01646	Silhouette HP 20 x 27	29.5" fixed-height w/ 3" casters	70	1.3	40	*	\$ 283.00




FIXED-HEIGHT 29.5" LEG



ADJUSTABLE 19" - 31" LEG

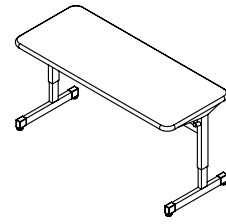


BACKPACK PEG INCLUDED
ON ALL SILHOUETTE MODELS



3" DUAL WHEEL CASTERS
17576

SILHOUETTE™ two-student desks



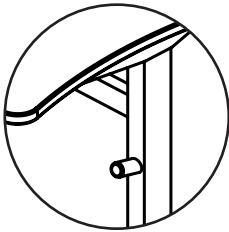
Silhouette Rectangle
20"d x 48" w desktop.

MODEL	DESCRIPTION	HEIGHT	F.C.	CUBE	WT.	UPS	2016 LIST
01660	Silhouette 20 x 48	19" - 31" adjustable w/ glides	70	1.3	75	*	\$ 249.00
01662	Silhouette 20 x 48	29.5" fixed-height w/ glides	70	1.3	75	*	\$ 249.00
01664	Silhouette 20 x 48	29.5" fixed-height w/ 3" casters	70	1.3	75	*	\$ 325.00

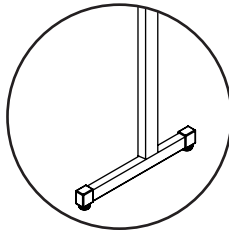


Silhouette Rectangle
20"d x 54" w desktop.

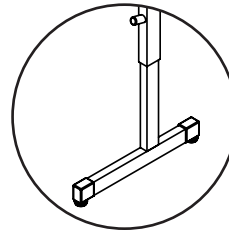
MODEL	DESCRIPTION	HEIGHT	F.C.	CUBE	WT.	UPS	2016 LIST
01661	Silhouette 20 x 54	19" - 31" adjustable w/ glides	70	1.4	79	*	\$ 269.00
01663	Silhouette 20 x 54	29.5" fixed-height w/ glides	70	1.4	79	*	\$ 269.00
01665	Silhouette 20 x 54	29.5" fixed-height w/ 3" casters	70	1.4	79	*	\$ 349.00




BACKPACK PEG INCLUDED
ON ALL SILHOUETTE MODELS



FIXED-HEIGHT 29.5" LEG



ADJUSTABLE 19" - 31" LEG



3" DUAL WHEEL CASTERS
17576

Silhouette Desks Have Top and Edge Choices

1 1/4" Tops

CHOICE 1 - 1 1/4" top with Bumper T-Mold
no letter to follow Model No.

CHOICE 2 - 1 1/4" top with 4mm T-Mold
D to follow Model No.

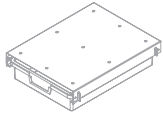
3/4" Tops

CHOICE 3 - 3/4" top with 4mm T-Mold
C to follow Model No.

CHOICE 4 - 3/4" top with Bullet T-Mold
V to follow Model No.

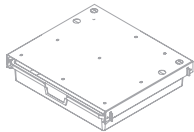
*Two-Student desks use 1 1/4" tops.

SILHOUETTE™ accessories



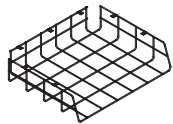
SW Tote Tray
Model 30925
 13.5" wide

MODEL	DESCRIPTION	D"	W"	H"	F.C.	CUBE	WT.	UPS	2016 LIST
30925	SW (Standard Width) tote tray with housing	16.8	13.5	3	70	1.13	8	*	\$ 93.00



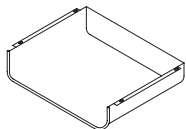
EW Tote Tray
Model 30926
 19.6" wide

MODEL	DESCRIPTION	D"	W"	H"	F.C.	CUBE	WT.	UPS	2016 LIST
30926	EW (Extra Wide) tote tray with housing	16.8	19.6	3	70	1.13	10	*	\$ 103.00



Wire Book Basket
Model 17200
 15"d x 18" w x 3.5"h


MODEL	DESCRIPTION	D"	W"	H"	F.C.	CUBE	WT.	UPS	2016 LIST
17200	Wire book basket	15	18	3.5	70	3.0	5	*	\$ 51.00



Steel Bookbox
Model 17190
 15"d x 20"w x 4"h

MODEL	DESCRIPTION	D"	W"	H"	F.C.	CUBE	WT.	UPS	2016 LIST
17190	Steel Bookbox – for 18 x 24 & 20 x 27 desk	15	20	4	70	3.0	8	*	\$ 61.00

SILHOUETTE BOOKBOX FITMENT CHART				
MODEL	# 17190	# 17200	# 30925	# 30926
Sequence	●	●	●	●
Curve	●	●	●	●
18 x 24	●	●	●	●
20 x 27	●	●	●	●
20 x 48	●	●	●	●
20 x 54	●	●	●	●



3" Dual-Wheel Casters
add-on Model 17576
 add +2.75" height to desk.

MODEL	DESCRIPTION	D"	W"	H"	F.C.	CUBE	WT.	UPS	2017 LIST
17576	3" Dual-Wheel Casters, 4 locking			2.75"	70	0.1	5	*	\$ 76.00

3" CASTER MODEL #17576 HEIGHT GUIDE		
MODEL	HEIGHT W/ #17576	
19" - 31" Adjustable Leg	(+ 2.75" caster height)	21.25" - 33.25"
29.5" Fixed-Leg w/ glide	(+ 2.75" caster height)	31.75" - 33.75"

Silhouette Frame Color Options



BLACK
BLA



PLATINUM
PLT

Standard Laminate Options

Want to specify a different laminate?

No problem. If you have 20 or more tops of the same color -60 or -38 there is no upcharge. Have 20 or less? We can quote for you with the Wilsonart code and – finish style. We can specify other laminates – call to inquire and get a quote.




Suggested Standard Laminates:



ASIAN NIGHT
7949-60
ANG



AMBER CHERRY
7919-60
AME



PEWTER MESH
4878-60
PEW



GREY MESH
4877-60
GRE



GOLDEN OAK
7888-60
GOK



BLOND ECHO
7939-60
BEE



TAN ECHO
7941-60
TAC



NEW AGE OAK
7938-60
NEW

Classic Standard Laminates:



WILD CHERRY
7054-60
CHE



GREY NEBULA
4622-60
GNB



FUSION MAPLE
7909-60
MAP

All 11 of the standard laminates are -60 finish, if you need to match a laminate from a previous year, please let us know on your order (example Pewter Mesh 4878-38, our standard is -60).

Standard Edge Color Options



APPLE A



BLACK B



BLUEBERRY C



BURGUNDY D



CERULEAN S



CHAMPAGNE O



CHARCOAL R



CHOCOLATE Q



CLEMENTINE E



FOREST GREEN F



FUCHSIA G



MINT H



MOCHA T



NAVY I



ORANGE U



PERSIAN BLUE J



PLATINUM P



PURPLE K



RED L



YELLOW N