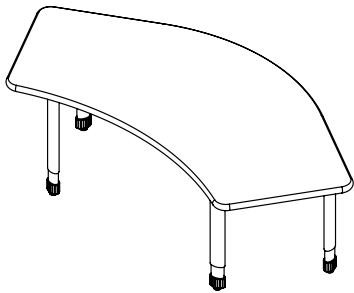


# interchange crescent 72"

model #: 04156

interchange™ crescent table 36" x 72"



**DIMENSIONS + FREIGHT:**

MODEL #	D"	W"	H"	F.C.	CUBE	WEIGHT
04156	36"	72"	22-34"	70		120 lbs.
carton	41"	75"	3"			

**OVERVIEW:**

Create a dynamic workspace for groups of up to 6 with Interchange Crescent tables. The 72" Crescent accommodates two students per desk - 3 desks create a 6 student 'pod.'

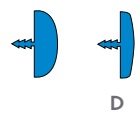
**MATERIALS:**

The **WORK SURFACE** consists of a 45 lb density particle board core with a 0.030" high pressure laminated surface and a 0.020" melamine backer sheet. The edge of the work surface features a t-mold edge that is mechanically fastened to the underside of the work surface every 6 to 8 inches to assure a long lasting fit. 1 1/4" or 3/4" thick top.

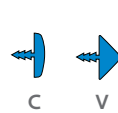
The **ELLIPSE LEGS** are made out of 1" x 2" 14-gauge oval steel tubing which is protected with a durable powder coat finish that matches the color of the nylon cap. The legs are welded to a square brace and a plate for added surface contact and weight distribution. Includes 1" adjustable leveling glides with locking stops to provide stability on uneven floors.

**INTERCHANGE TOP & EDGE PROFILE**

1 1/4" TOP



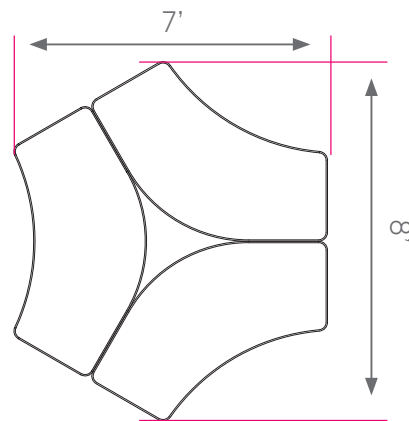
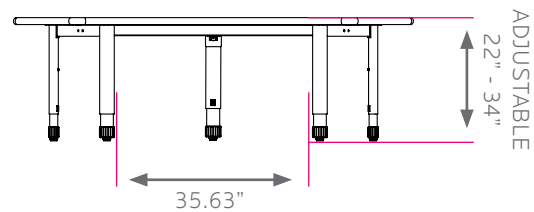
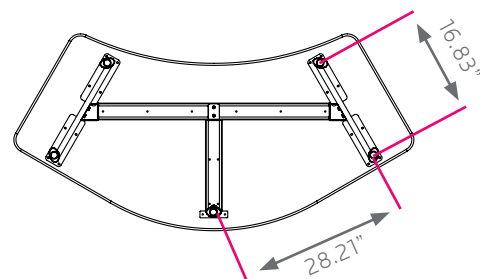
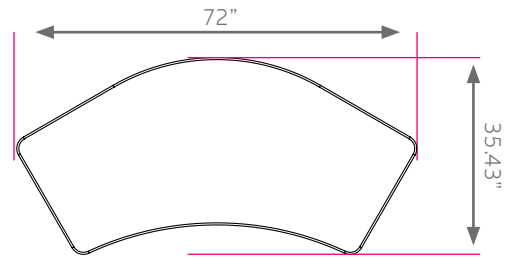
3/4" TOP



**Make it mobile with 3" casters**

Order Model 17576

Black or Platinum cap available.



ADJUSTABLE  
22" - 34"

8'

## Interchange™ Frame Color Options



BLACK  
BLA



PLATINUM  
PLT

## Standard Laminate Options

Want to specify a different laminate?


No problem. If you have 20 or more tops of the same color -60 or -38 there is no upcharge. Have 20 or less? We can quote for you with the Wilsonart code and – finish style. We can specify other laminates – call to inquire and get a quote.




Suggested Standard Laminates:



ASIAN NIGHT  
7949-60  
ANG



BOARDWALK OAK  
7983-60  
BWK



PEWTER MESH  
4878-60  
PEW



CLASSIC LINEN  
4943-60  
CLN



HIGH RISE  
4996-60  
HRE



BUKA BARK  
7982-60  
BBK



PALISADES OAK  
7987-60  
PSO



FLAX LINEN  
4990-60  
FLL



MISSION MAPLE  
7990-60  
MIM




NEW AGE OAK  
7938-60  
NEW

Classic Standard Laminates:



WILD CHERRY  
7054-60  
CHE



GREY NEBULA  
4622-60  
GNB



FUSION MAPLE  
7909-60  
MAP

All 13 of the standard laminates are -60 finish, if you need to match a laminate from a previous year, please let us know on your order (example Pewter Mesh 4878-38, our standard is -60).

When the WilsonArt Laminate code includes a "Y", "K", "-12" "-78", "Aeon" etc, these are special laminates with an upcharge, even when it contains -38 or -60.

## Standard Edge Color Options



APPLE A



BLACK B



BLUEBERRY C



BURGUNDY D



CERULEAN S



CHAMPAGNE O



CHARCOAL R



CHOCOLATE Q



CLEMENTINE E



FOREST GREEN F



FUCHSIA G



MINT H



MOCHA T



NAVY I



ORANGE U



PERSIAN BLUE J



PLATINUM P



PURPLE K



RED L



YELLOW N