

# elemental 5-star 60"

model #: EL5S60\_\_\_\_\_EG

## DIMENSIONS + FREIGHT:

MODEL	DESCRIPTION	LEG TYPE	LEG #	D"	W"	H"	F.C.	CUBE	WT.
<b>5-Star models</b>									
EL5S60_____EG	5-Star 60"	Fixed Height	5 Legs	60" diameter	30	70	3.9	95	
EL5S60_____EC*	5-Star 60"	Fixed Height for Caster	5 Legs	60" diameter	27"	70	3.9	99	
EL5S60_____EA	5-Star 60"	Adjustable Height	5 Legs	60" diameter	19-33	70	3.9	98	

\*REMINDER: Casters sold separately.

\*\*3" Casters make table height 30."

## BUILD PART NUMBER:

EL **5** S **6** 0  
or **E8**

Choose **MODEL**

Pick Laminate Color

Pick Edge Color

Pick Leg Color

Pick Leg Style

Fixed-height with Glide (EG) leg set is standard.

### OVERVIEW:

Elemental tables have optional colored casters and matching colored leg sets. The unique colored legs comes in three configurations; fixed height (EG), adjustable height (EA) and fixed height for use with casters (EC).

### MATERIALS:

The 1 1/4" thick **WORK SURFACE** consists of a 45 lb density particle board core with a 0.030" high pressure laminated surface and a 0.020" melamine backer sheet. The edge of the tabletop features your choice of a 3/8" bumper t-mold or 4mm t-mold, which is then fastened to the underside of the work surface every 6 to 8 inches to assure a long lasting fit. Mounted under the work surface is a 14 gauge steel 'X' shaped **STIFFENER** for reinforcement.

### LEG STYLE: 14 15

1. "EG" - Fixed-Height 30"\*
2. "EC" - Fixed-Height 27" (use w/ 3" casters = 30"H).
3. "EA" - Adjustable Height 19" - 33" (with glides)

The Elemental **LEG SETS** are constructed of 14-gauge steel with a durable powdercoat paint finish in one of five colors. The legs are reinforced by a gusseted, 'spade' shaped, mounting plate. Each one of the **5** legs attach to the pre-drilled holes in the top with **10** #10 x 5/8" screws per leg. Legs come standard with a nylon base glide.

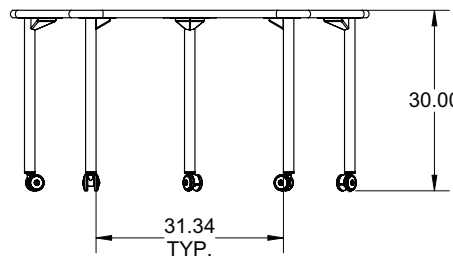
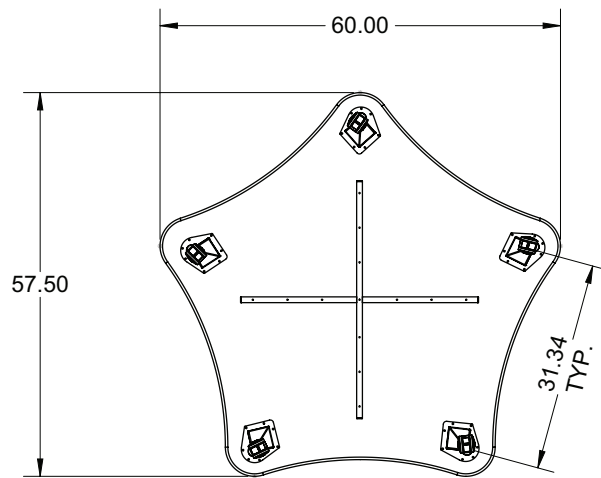
**OPTIONAL** dual-wheel 3" casters available as a separate line item, 5-Star 60" Table uses 5-pack, Model 17578 \_\_\_ for colors: black, platinum, orange, cerulean, charcoal or apple.

### New for 2017 add colored casters:

Model 17578 \_\_\_ (5-pack)



\*REMINDER: Casters sold separately! (17578 \_\_\_ [5-pack])



\*\*drawings shown with 'EC' style legs, with optional 3" casters added.  
\*\*3" Casters make table height 30."  
\*REMINDER: Casters sold separately! (17578 \_\_\_)



### LEG STYLE: 14 15



# Standard Laminate Options



EL or E8

5 S 6 0

Choose MODEL

7 8 9

Pick Laminate Color

10

Pick Edge Color

11 12 13

Pick Leg Color

14 15

Pick Leg Style

Fixed-height with Glide (EG) leg set is standard.

Want to specify a different laminate?

No problem. If you have 20 or more tops of the same color -60 or -38 there is no upcharge. Have 20 or less? We can quote for you with the Wilsonart code and - finish style. We can specify other laminates - call to inquire and get a quote.



## Suggested Standard Laminates: 7 8 9

 ASIAN NIGHT 7949-60 ANG	 BOARDWALK OAK 7983-60 BWK	 PEWTER MESH 4878-60 PEW	 CLASSIC LINEN 4943-60 CLN	 HIGH RISE 4996-60 HRE
 BUKA BARK 7982-60 BBK	 PALISADES OAK 7987-60 PSO	 FLAX LINEN 4990-60 FLL	 MISSION MAPLE 7990-60 MIM	 NEW AGE OAK 7938-60 NEW

## Classic Standard Laminates:

 WILD CHERRY 7054-60 CHE	 GREY NEBULA 4622-60 GNB	 FUSION MAPLE 7909-60 MAP
---	---	--


All 13 of the standard laminates are -60 finish, if you need to match a laminate from a previous year, please let us know on your order (example Pewter Mesh 4878-38, our standard is -60).

When the WilsonArt Laminate code includes a "Y", "K", "-12" "-78", "Aeon" etc, these are special laminates with an upcharge, even when it contains -38 or -60.

## Standard Edge Color Options 10

 APPLE A	 BLACK B	 BLUEBERRY C	 BURGUNDY D	 CERULEAN S	 CHAMPAGNE O
 CHARCOAL R	 CHOCOLATE Q	 CLEMENTINE E	 FOREST GREEN F	 FUCHSIA G	 MINT H
 MOCHA T	 NAVY I	 ORANGE U	 PERSIAN BLUE J	 PLATINUM P	 PURPLE K
 RED L	 YELLOW N				

## Elemental Leg Colors 11 12 13

 PLATINUM PLT	 CHARCOAL CGR	 ORANGE ORG	 APPLE APL	 CERULEAN CER
--	--	--	---	--

## Elemental Leg Style 14 15



\*\*3" Casters make table height 30"  
\*REMINDER: Casters sold separately!  
(17578 \_ \_ \_)

### LEG STYLE:

1. "EG" - Fixed-Height 30"
2. "EC" - Fixed-Height 27"  
(use w/ 3" casters = 30"H).
3. "EA" - Adjustable Height  
(19" - 33" w/ glides)  
(21.5" - 35.5" w/ 3" casters)