

# sit + stand student desk

model #: 26547V, 26548V, 26549V

**DIMENSIONS + FREIGHT:**

MODEL #	D"	W"	H"	F.C.	WEIGHT
26547v	20"	23.5"	26-41.5	85	40 lbs.
26548v	20"	27"	26-41.5	85	40 lbs.
26549v	21"	30"	26-41.5	85	40 lbs.

**OVERVIEW:**

With active classrooms becoming more and more popular, the adaptability of student desks has become a necessity. With Sit + Stand, student's have the flexibility to choose their preferred position: sitting or standing.


**MATERIALS:**

The 3/4" thick **WORK SURFACE** consists of a 45 lb density particle board core with a 0.030" high pressure laminated surface and a 0.020" melamine backer sheet. The edge of the tabletop features your choice of a bumper t-mold or 4mm t-mold, which is then fastened to the underside of the work surface every 6 to 8 inches to assure a long lasting fit.

**COLUMN & BASE:**

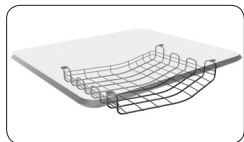
The Sit + Stand desk has an adjustable column, that is gas assisted to lift from 26" to 41.5" in height, with the hand operated unit mounted on the right side of the desk.. The unit rolls smoothly on 3" dual-wheel casters, which each have a locking mechanism.

**OPTIONAL ACCESSORIES:**



**Model 76517 \***  
Modesty Panel / Privacy Screen

Product Dimensions: 1.5"d x 23.625"w x 13.75"h  
 Freight Class: 40  
 Cube: 1.44  
 Carton Dimensions: 13.75"d x 26"w x 1.5"h  
 Weight: 5 lbs.



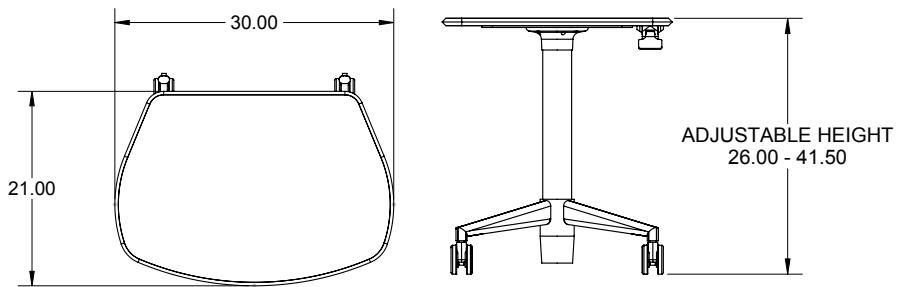
**Model 76518**  
Technology Basket, low profile storage.

Product Dimensions: 10"d x 14"w x 3"h  
 Freight Class: 70  
 Cube: 1.44  
 Carton Dimensions: 10"d x 16"w x 3"h  
 Weight: 3 lbs.

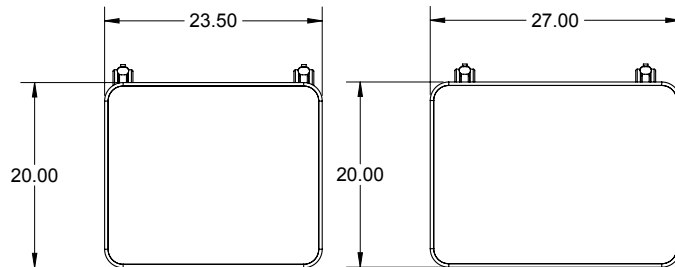
\*Model 26517 Modesty Panel not compatible with 20x27 desktop.



**Model 26548v**  
Shown in Cerulean, Purple, and Orange edge with optional Technology Basket, Model 76518.



**Model 26549 v**  
21"d x 30"w  
Collaborative top.



**Model 26547 v**  
20"d x 23.5"w Rectangle.

**Model 26548 v**  
\* 20"d x 27"w Rectangle.  
\* Model 26517 Modesty Panel not compatible with 20x27 desktop.

## Sit + Stand Column/Base Color



PLATINUM

PLT

**Sit + Stand Has Top and Edge Choices**

$\frac{3}{4}$ " Tops

**C** 4mm T-Mold  
CHOICE 1

**V** Bullet T-Mold  
CHOICE 2

**CHOICE 1** -  $\frac{3}{4}$ " top with 4mm T-Mold  
C to follow Model No.

**CHOICE 2** -  $\frac{3}{4}$ " top with Bullet T-Mold  
V to follow Model No.

## Standard Laminate Options

Want to specify a different laminate?

No problem. If you have 20 or more tops of the same color -60 or -38 there is no upcharge. Have 20 or less? We can quote for you with the Wilsonart code and - finish style. We can specify other laminates - call to inquire and get a quote.



Suggested Standard Laminates:

				
ASIAN NIGHT 7949-60 ANG	BOARDWALK OAK 7983-60 BWK	PEWTER MESH 4878-60 PEW	CLASSIC LINEN 4943-60 CLN	HIGH RISE 4996-60 HRE
				
BUKA BARK 7982-60 BBK	PALISADES OAK 7987-60 PSO	FLAX LINEN 4990-60 FLL	MISSION MAPLE 7990-60 MIM	NEW AGE OAK 7938-60 NEW

Classic Standard Laminates:

		
WILD CHERRY 7054-60 CHE	GREY NEBULA 4622-60 GNB	FUSION MAPLE 7909-60 MAP

All 13 of the standard laminates are -60 finish, if you need to match a laminate from a previous year, please let us know on your order (example Pewter Mesh 4878-38, our standard is -60).

When the WilsonArt Laminate code includes a "Y", "K", "-12" "-78", "Aeon" etc, these are special laminates with an upcharge, even when it contains -38 or -60.

## Standard Edge Color Options

					
APPLE A	BLACK B	BLUEBERRY C	BURGUNDY D	CERULEAN S	CHAMPAGNE O
					
CHARCOAL R	CHOCOLATE Q	CLEMENTINE E	FOREST GREEN F	FUCHSIA G	MINT H
					
MOCHA T	NAVY I	ORANGE U	PERSIAN BLUE J	PLATINUM P	PURPLE K
					
RED L	YELLOW N				