

sit + stand lectern

model #: 26552V, 26553V

DIMENSIONS + FREIGHT:

MODEL #	D"	W"	H"	F.C.	WEIGHT
26552v	20"	23.5"	30-45	85	48 lbs.
26553v	21"	30"	30-45	85	48 lbs.

OVERVIEW:

Our Sit + Stand Lectern unit provides a stylish, unique and convenient way for educator's to present learning material to students. With Sit + Stand, the user can have the flexibility to choose their preferred position: sitting or standing.


MATERIALS:

The 3/4" thick **WORK SURFACE** consists of a 45 lb density particle board core with a 0.030" high pressure laminated surface and a 0.020" melamine backer sheet. The edge of the tabletop features your choice of a bumper t-mold or 4mm t-mold, which is then fastened to the underside of the work surface every 6 to 8 inches to assure a long lasting fit.

COLUMN & BASE:

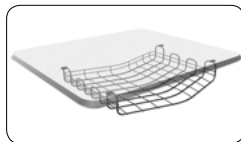
The Sit + Stand lectern unit has an adjustable column, that is gas assisted to lift from 30" to 45" in height. Adjustability is controlled with the hand operated unit mounted on the right side of the desk. The unit rolls smoothly on 3" dual-wheel casters, which each have a locking mechanism.

LECTERN UNIT INSTALLED ACCESSORIES:



Model 76517 *
Modesty Panel / Privacy Screen

Product Dimensions: 1.5"d x 23.625"w x 13.75"h
 Freight Class: 40
 Cube: 1.44
 Carton Dimensions: 13.75"d x 26"w x 1.5"h
 Weight: 5 lbs.



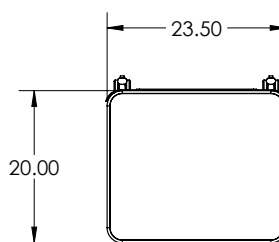
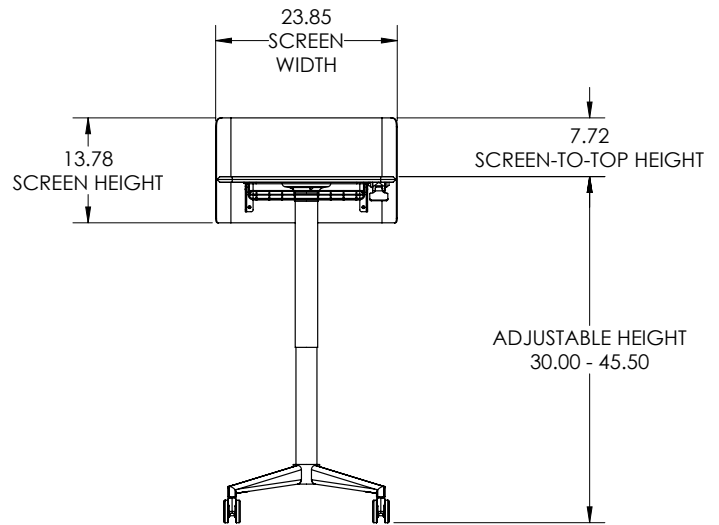
Model 76518 *
Technology Basket, low profile storage.

Product Dimensions: 10"d x 14"w x 3"h
 Freight Class: 70
 Cube: 1.44
 Carton Dimensions: 10"d x 16"w x 3"h
 Weight: 3 lbs.

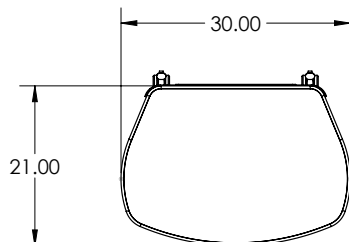
*Model 26517 & Model 26518 are standard on the Sit + Stand Lectern Models 26552 & 26553.



Model 26553v
21"d x 30"w Oblong top shown.



Model 26552 v
20"d x 23.5"w Rectangle top.



Model 26553 v
21"d x 30"w Oblong top.


Sit + Stand Column/Base Color



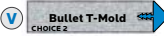
PLATINUM
PLT

Sit + Stand Has Top and Edge Choices

3/4" Tops



CHOICE 1



CHOICE 2

CHOICE 1 - 3/4" top with 4mm T-Mold
C to follow Model No.

CHOICE 2 - 3/4" top with Bullet T-Mold
V to follow Model No.

Standard Laminate Options

Want to specify a different laminate?

No problem. If you have 20 or more tops of the same color -60 or -38 there is no upcharge. Have 20 or less? We can quote for you with the Wilsonart code and – finish style. We can specify other laminates – call to inquire and get a quote.



Suggested Standard Laminates:

 ASIAN NIGHT 7949-60 ANG	 BOARDWALK OAK 7983-60 BWK	 PEWTER MESH 4878-60 PEW	 CLASSIC LINEN 4943-60 CLN	 HIGH RISE 4996-60 HRE
 BUKA BARK 7982-60 BBK	 PALISADES OAK 7987-60 PSO	 FLAX LINEN 4990-60 FLL	 MISSION MAPLE 7990-60 MIM	 NEW AGE OAK 7938-60 NEW

Classic Standard Laminates:

 WILD CHERRY 7054-60 CHE	 GREY NEBULA 4622-60 GNB	 FUSION MAPLE 7909-60 MAP
--	--	---

All 13 of the standard laminates are -60 finish, if you need to match a laminate from a previous year, please let us know on your order (example Pewter Mesh 4878-38, our standard is -60).

When the WilsonArt Laminate code includes a "Y", "K", "-12" "-78", "Aeon" etc, these are special laminates with an upcharge, even when it contains -38 or -60.

Standard Edge Color Options

 APPLE A	 BLACK B	 BLUEBERRY C	 BURGUNDY D	 CERULEAN S	 CHAMPAGNE O
 CHARCOAL R	 CHOCOLATE Q	 CLEMENTINE E	 FOREST GREEN F	 FUCHSIA G	 MINT H
 MOCHA T	 NAVY I	 ORANGE U	 PERSIAN BLUE J	 PLATINUM P	 PURPLE K
 RED L	 YELLOW N				