



OVERVIEW

Our Interchange Diamond Desk offers ample leg-to-leg space while functioning as a collaborative workspace for each student. The Diamond Desk, in a group of 3 creates a half-circle, while a group of 6 creates a full circle collaborative workspace.

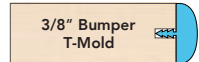
MATERIALS

The work surface consists of a 45 lb density particle board core with a 0.030" high pressure laminated surface and a 0.020" melamine backer sheet. The edge of the work surface features a t-mold edge that is mechanically fastened to the underside of the work surface every 6 to 8 inches to assure a long lasting fit. 1 1/4" or 3/4" thick top.

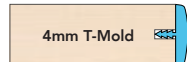
The frame consists of three fully welded segments. Ellipse shaped tubes measure 1.5" x 2.5". 16-gauge leg inserts and leg stems are welded to 14-gauge plates. Top is predrilled to attach legs using included fasteners. Legs include a 1" adjustable leveling glide with a locking stop to provide stability on uneven floors.

TOP AND EDGE OPTIONS

1 1/4" TOP W/ BUMPER T-MOLD
NO LETTER TO FOLLOW MODEL NO.



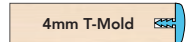
1 1/4" TOP W/ 4MM T-MOLD
D



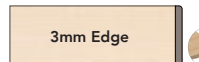
3/4" TOP W/ BULLET T-MOLD
V



3/4" TOP W/ 4MM T-MOLD
C



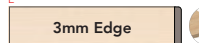
1 1/4" TOP W/ 3MM - 90° CORNERS
H



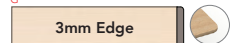
1 1/4" TOP W/ 3MM - ROUND CORNERS
F



3/4" TOP W/ 3MM - 90° CORNERS
E


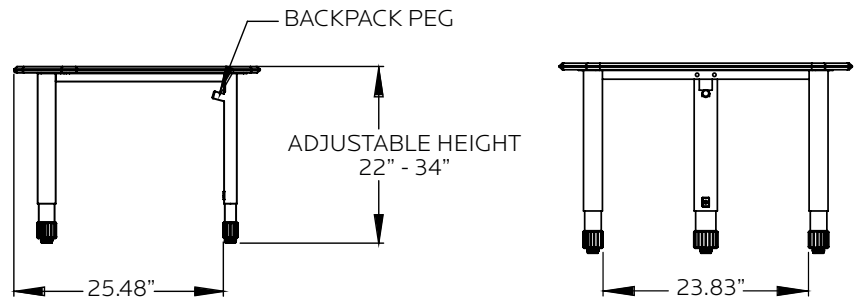
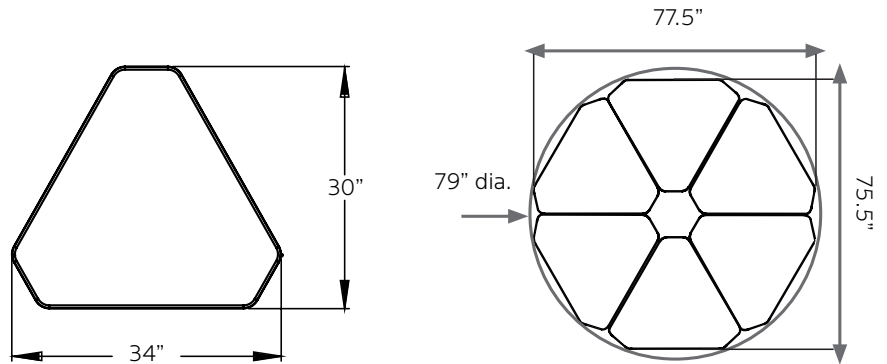


3/4" TOP W/ 3MM - ROUND CORNERS
G



DIMENSIONS

Model	Description	D"	W"	H"	WT
03082	Interchange Diamond Desk	30	34	22-34	49



Structural Framing prevents wobbly legs and contributes to a longer service life.

STANDARD LAMINATE OPTIONS

Want to specify a different laminate?


No problem. If you have 20 or more tops of the same color -60 or -38 there is no upcharge. Have 20 or less? We can quote for you with the Wilsonart code and - finish style. We can specify other laminates - call to inquire and get a quote.



SUGGESTED LAMINATE OPTIONS

						
ASIAN NIGHT 7949-60	BOARDWALK OAK 7983-60	BUKA BARK 7982-60	CLASSIC LINEN 4943-60	FLAX LINEN 4990-60	FRENCH PEAR 8220-60	FUSION MAPLE 7909-60
						
GREY NEBULA 4622-60	HIGH RISE 4996-60	MISSION MAPLE 7990-60	NEW AGE OAK 7938-60	NORTH SEA GRAY D90-60	PALISADES OAK 7987-60	PEWTER MESH 4878-60
	All 15 of the standard laminates are -60 finish, if you need to match a laminate from a previous year, please let us know on your order (example Pewter Mesh 4878-38, our standard is -60).					When the WilsonArt Laminate code includes a "Y", "K", "-12", "-78", "Aeon" etc, these are special laminates with an upcharge, even when it contains -38 or -60.
WILD CHERRY 7054-60						

STANDARD EDGE COLOR OPTIONS

			
APPLE	BLACK	CERULEAN	CHARCOAL
			
NAVY	PERSIAN BLUE	PLATINUM	

LEG COLOR OPTIONS

	
BLACK	PLATINUM

EDGE COLOR OPTIONS WITH ADDITIONAL LEAD TIME

			
BLUEBERRY	BURGUNDY	CHAMPAGNE	FOREST GREEN
			
ORANGE	PURPLE	RED	YELLOW

