



## OVERVIEW

The Interchange Activity Tables have a rejuvenated look with our Interchange Ellipse leg sets. The tables offer a stable work surface for the classroom. Interchange Activity tables match the look and style of Interchange student desks for a uniform look in the classroom.

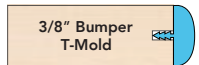
## MATERIALS

The leg sets are made in pairs, made of 16 gauge steel elliptical stems and inserts, 14 gauge cross brace and 12 gauge plates. Frame consists of two fully welded segments. Legs have a full, even and long lasting powdercoat finish. Ends are protected with a textured cap and securely captured leveling glide for fine tuning adjustment on uneven floors. Table height adjusts from 22" - 34" in 1" increments. Adjustment for each leg is secured by two 3/8" set screws.

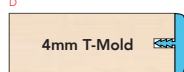
The work surface is made of 1 1/4" or 3/4" thick, high density particle board core, double sided with a 0.030" high pressure laminate and bumper edge that is mechanically fastened every 6"-8". Tops are pre-drilled for leg set attachment and ease of installation. Tables and legs are supported by one or more 2" x 3" channels with four breakovers for optimum strength.

## TOP AND EDGE OPTIONS

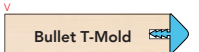
1 1/4" TOP W/ BUMPER T-MOLD  
NO LETTER TO FOLLOW MODEL NO.



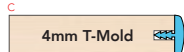
1 1/4" TOP W/ 4MM T-MOLD  
D



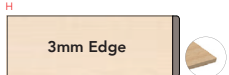
3/4" TOP W/ BULLET T-MOLD  
V



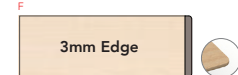
3/4" TOP W/ 4MM T-MOLD  
C



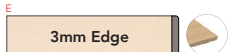
1 1/4" TOP W/ 3MM - 90° CORNERS  
H



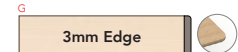
1 1/4" TOP W/ 3MM - ROUND CORNERS  
F



3/4" TOP W/ 3MM - 90° CORNERS  
E

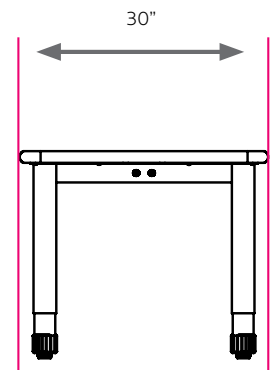
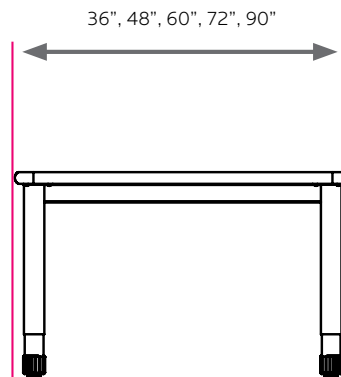
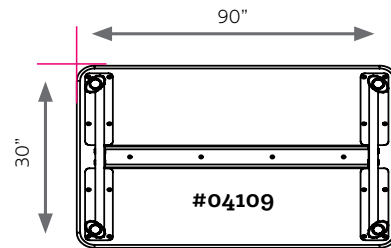
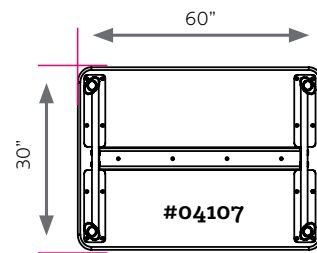


3/4" TOP W/ 3MM - ROUND CORNERS  
G



## DIMENSIONS

Model	Description	D"	W"	H"	WT
04105	Interchange 30x36 Rectangle Activity Table	30	36	22-34	78
04106	Interchange 30x48 Rectangle Activity Table	30	48	22-34	92
04107	Interchange 30x60 Rectangle Activity Table	30	60	22-34	106
04108	Interchange 30x72 Rectangle Activity Table	30	72	22-34	122
04109	Interchange 30x90 Rectangle Activity Table	30	90	22-34	139



## STANDARD LAMINATE OPTIONS

Want to specify a different laminate?

No problem. If you have 20 or more tops of the same color -60 or -38 there is no upcharge. Have 20 or less? We can quote for you with the Wilsonart code and - finish style. We can specify other laminates - call to inquire and get a quote.



## SUGGESTED LAMINATE OPTIONS




ASIAN NIGHT  
7949-60



BOARDWALK OAK  
7983-60




BUKA BARK  
7982-60



CLASSIC LINEN  
4943-60



FLAX LINEN  
4990-60



FRENCH PEAR  
8220-60



FUSION MAPLE  
7909-60



GREY NEBULA  
4622-60



HIGH RISE  
4996-60



MISSION MAPLE  
7990-60




NEW AGE OAK  
7938-60



NORTH SEA GRAY  
D90-60



PALISADES OAK  
7987-60



PEWTER MESH  
4878-60



WILD CHERRY  
7054-60

All 15 of the standard laminates are -60 finish, if you need to match a laminate from a previous year, please let us know on your order (example Pewter Mesh 4878-38, our standard is -60).

When the WilsonArt Laminate code includes a "Y", "K", "-12", "-78", "Aeon" etc, these are special laminates with an upcharge, even when it contains -38 or -60.

## STANDARD EDGE COLOR OPTIONS



APPLE



BLACK



CERULEAN



CHARCOAL



NAVY



PERSIAN BLUE



PLATINUM

## LEG COLOR OPTIONS



BLACK



PLATINUM

## EDGE COLOR OPTIONS WITH ADDITIONAL LEAD TIME



BLUEBERRY



BURGUNDY



CHAMPAGNE



FOREST GREEN



ORANGE



PURPLE



RED



YELLOW