



# Interchange® Tables

## 30" Deep Rectangle

MODEL#: 04105 - 04109



### OVERVIEW

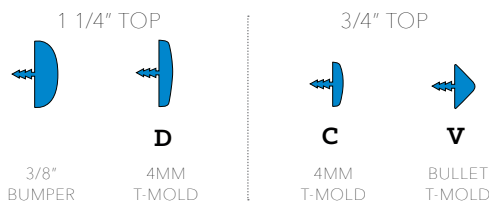
The Interchange® Activity Tables have a rejuvenated look with our Interchange® Ellipse leg sets. The tables offer a stable work surface for the classroom. Interchange Activity tables match the look and style of Interchange student desks for a uniform look in the classroom.

### MATERIALS

The LEG SETS are made in pairs, made of 16 gauge steel elliptical stems and inserts, 14 gauge cross brace and 12 gauge plates. Frame consists of two fully welded segments. Legs have a full, even and long lasting powdercoat finish. Ends are protected with a textured cap and securely captured leveling glide for fine tuning adjustment on uneven floors. Table height adjusts from 22" - 34" in 1" increments. Adjustment for each leg is secured by two 3/8" set screws.

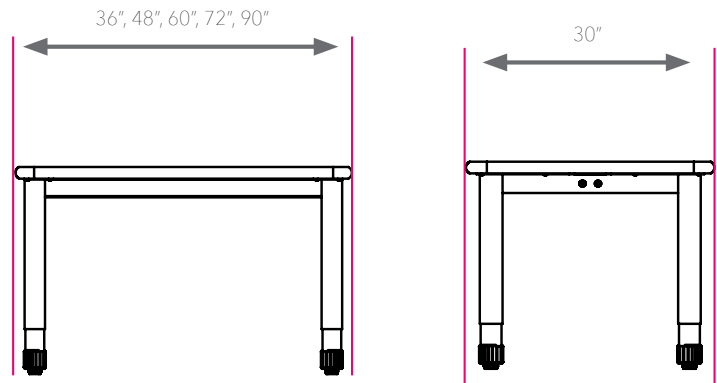
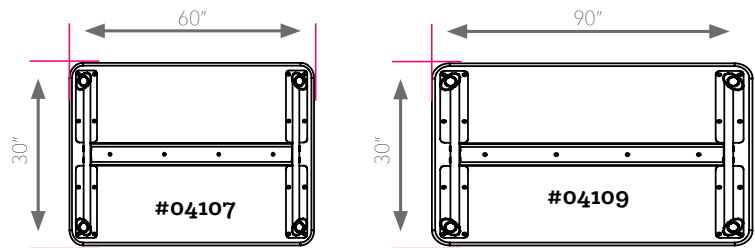
The WORK SURFACE is made of 1 1/4" or 3/4" thick, high density particle board core, double sided with a 0.030" high pressure laminate and bumper edge that is mechanically fastened every 6"-8". Tops are pre-drilled for leg set attachment and ease of installation. Tables and legs are supported by one or more 2" x 3" channels with four breakovers for optimum strength.

### INTERCHANGE® TOP & EDGE PROFILE



### DIMENSIONS

Model	Description	D"	W"	H"	F.C.	Cube	WT
04105	Interchange® Activity Table	30	36	22-34	70	2.2	78
04106	Interchange® Activity Table	30	48	22-34	70	2.9	92
04107	Interchange® Activity Table	30	60	22-34	70	3.7	106
04108	Interchange® Activity Table	30	72	22-34	70	4.4	122
04109	Interchange® Activity Table	30	90	22-34	70	5.5	139



24", 30" & 36" deep activity tables feature one center support channel 2" x 3" wide 14-gauge steel, with 11-gauge steel endplates for stability


**STANDARD LAMINATE OPTIONS**

Want to specify a different laminate?

No problem. If you have 20 or more tops of the same color -60 or -38 there is no upcharge. Have 20 or less? We can quote for you with the Wilsonart code and - finish style. We can specify other laminates - call to inquire and get a quote.




**SUGGESTED LAMINATE OPTIONS**



All 15 of the standard laminates are -60 finish, if you need to match a laminate from a previous year, please let us know on your order (example Pewter Mesh 4878-38, our standard is -60).

When the WilsonArt Laminate code includes a "Y", "K", "-12", "-78", "Aeon" etc, these are special laminates with an upcharge, even when it contains -38 or -60.



**Classic Standard Laminates:**



**STANDARD EDGE COLOR OPTIONS**



**LEG COLOR OPTIONS**



All Interchange tables come standard with structurally supported legs. Quality that you can trust will stand up to today's classroom.