



## OVERVIEW

The unique engaging shape provides clear sightlines for multi-person viewing and participation in distance learning or other presentation application. Large 84" long table accommodates two people comfortably along sides and two people at the head. Ideal for conference rooms hosting multimedia applications.

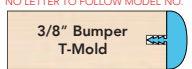
## MATERIALS

The work surface consists of a 45 lb density particle board core with a 0.030" high pressure laminated surface and a 0.020" backer sheet. The edge of the work surface features T-mold that is stapled to the underside of the work surface every 6"-8".

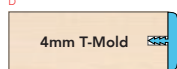
Frame consists of two fully welded segments. Ellipse shaped tubes measure 1.5" x 2.5". 16 gauge leg inserts and leg stems are welded to 14 gauge plates. The pre-drilled top is standard at 1 1/4" thick and available in 3/4" thick option. Laminate and T-mold color and style options are listed below. Top is predrilled to attach to legs using included fasteners. Legs include a 1" adjustable leveling glide with a locking stop to provide stability on uneven floors.

## TOP AND EDGE OPTIONS

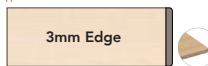
1 1/4" TOP W/ BUMPER T-MOLD  
NO LETTER TO FOLLOW MODEL NO.



1 1/4" TOP W/ 4MM T-MOLD  
D



1 1/4" TOP W/ 3MM - 90° CORNERS  
H

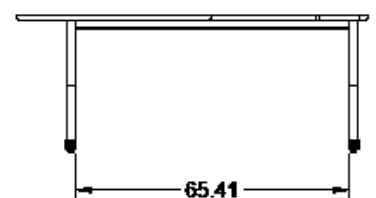
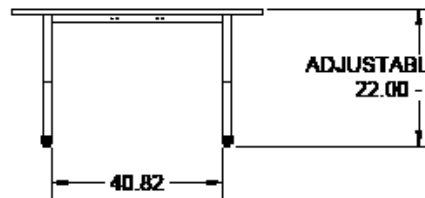
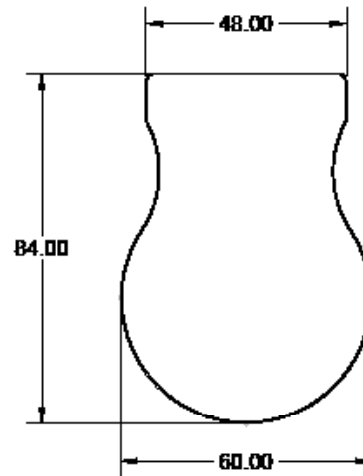


1 1/4" TOP W/ 3MM - ROUND CORNERS  
F



## DIMENSIONS

Model	Description		D"	W"	H"	WT
04133	Interchange 84x60 Engage Multimedia Table	No Power	84	60	22-34	199
04163	Interchange 84x60 Engage Multimedia Table	4 Power & 8 USB	84	60	22-34	199
04164	Interchange 84x60 Engage Multimedia Table	8 Power	84	60	22-34	199
04165	Interchange 84x60 Engage Multimedia Table	6 Power & 4 USB	84	60	22-34	199



## LARGE MONITOR TABLE MOUNT



**Model 17354**  
For 32 - 50 inches monitors.  
Accommodates VESA mounting  
100mm x 100mm to 400mm x  
200mm. 100 lb. weight limit.

## ADD POWER



#017085 / #017092



#017093 / #017086

## STANDARD LAMINATE OPTIONS

Want to specify a different laminate?

No problem. If you have 20 or more tops of the same color -60 or -38 there is no upcharge. Have 20 or less? We can quote for you with the Wilsonart code and - finish style. We can specify other laminates - call to inquire and get a quote.



**Make it mobile  
with 3" casters**  
Order Model 17576

## SUGGESTED LAMINATE OPTIONS



All 15 of the standard laminates are -60 finish, if you need to match a laminate from a previous year, please let us know on your order (example Pewter Mesh 4878-38, our standard is -60).

When the WilsonArt Laminate code includes a "Y", "K", "-12", "-78", "Aeon" etc, these are special laminates with an upcharge, even when it contains -38 or -60.

## STANDARD EDGE COLOR OPTIONS



## LEG COLOR OPTIONS



## EDGE COLOR OPTIONS WITH ADDITIONAL LEAD TIME



## INTERCHANGE HIGH RANGE INSERTS



### Model 77158

With adjustability from 30 - 42 inches in height. Adjust in 1" increments with a single hex screw per leg.