



# *cascade teacher desk*

*right position tote pedestal w/ door*

**MODEL #: 26169**

SINGLE BULLET TOP, W/ RIGHT POSITION CABINET W/ DOOR & (6) 3" TOTES

## DIMENSIONS + FREIGHT

MODEL #	D"	W"	H"	F.C.	CUBE	WEIGHT
26169	24"	60"	30.25"	70		136
carton #1	25"	63"	3"	shipping weight 196 lbs.		
carton #2	16.5"	21.5"	27"			

## OVERVIEW

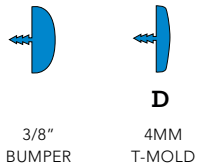
The Cascade Teacher Desk offers a stable, mobile and versatile workspace with integrated wireway and modesty panel plus the unique capabilities of Cascade storage. It offers a scalable solution for organization, storage and distribution of learning materials.

The 1 1/4" thick WORK SURFACE consists of a 45 lb. density particle board core with a .030" high-pressure laminated surface and a .020" melamine backer sheet. The edge of the work surface features a bumper edge molding (choices listed below) that is mechanically fastened every 6 to 8 inches to assure a long lasting fit.

The PEDESTAL is constructed of fully welded 20 gauge steel components and comes standard with 3" plate casters. Each plate caster takes 4 machine screws to fasten to the ped. The TOTE PEDESTAL is configured with (6) 3" translucent totes. The Tote Pedestal also features a locking door for security. The leg is 1 5/8" x 10" double wall panel of 12-,14- and 18-gauge steel with rounded edges and a 16-gauge steel tube 1 3/4" x 2" base. The modesty panel is mechanically fastened to the pedestals and to the laminated top.

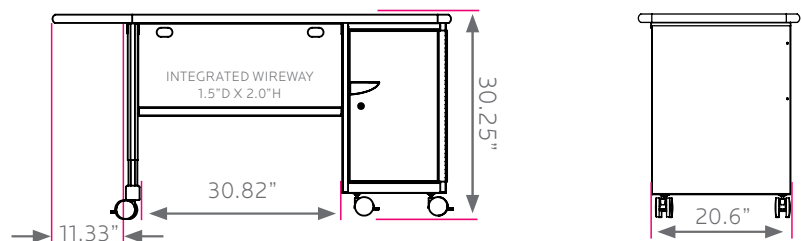
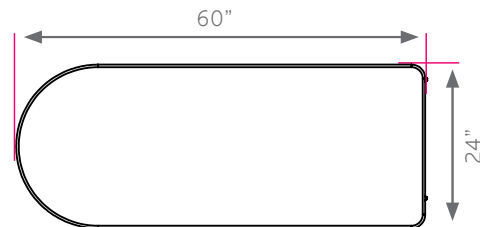
## CASCADE TOP & EDGE PROFILE

1 1/4" TOP



### TOTE TRAY CONFIGURATION:

(6) SW 3" Totes



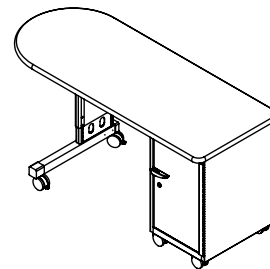
## Cascade Teacher Desk Frame Color Options



BLACK  
BLA



PLATINUM  
PLT



## Standard Laminate Options

Want to specify a different laminate?


No problem. If you have 20 or more tops of the same color -60 or -38 there is no upcharge. Have 20 or less? We can quote for you with the Wilsonart code and – finish style. We can specify other laminates – call to inquire and get a quote.



Suggested Standard Laminates:



ASIAN NIGHT  
7949-60  
ANG



BOARDWALK OAK  
7983-60  
BWK



PEWTER MESH  
4878-60  
PEW



CLASSIC LINEN  
4943-60  
CLN



HIGH RISE  
4996-60  
HRE



BUKA BARK  
7982-60  
BBK



PALISADES OAK  
7987-60  
PSO



FLAX LINEN  
4990-60  
FLL




MISSION MAPLE  
7990-60  
MIM



NEW AGE OAK  
7938-60  
NEW

Classic Standard Laminates:



FRENCH PEAR  
8220-60  
FPR



WILD CHERRY  
7054-60  
CHE



GREY NEBULA  
4622-60  
GNB



FUSION MAPLE  
7909-60  
MAP

All 14 of the standard laminates are -60 finish, if you need to match a laminate from a previous year, please let us know on your order (example Pewter Mesh 4878-38, our standard is -60).

When the WilsonArt Laminate code includes a "Y", "K", "-12" "-78", "Aeon" etc, these are special laminates with an upcharge, even when it contains -38 or -60.

## Standard Edge Color Options



APPLE A



BLACK B



BLUEBERRY C



BURGUNDY D



CERULEAN S



CHAMPAGNE O



CHARCOAL R



CHOCOLATE Q



CLEMENTINE E



FOREST GREEN F



FUCHSIA G



MINT H



MOCHA T



NAVY I



ORANGE U



PERSIAN BLUE J



PLATINUM P



PURPLE K



RED L



YELLOW N

Smith System®

MODEL 26169 - NOVEMBER 2019