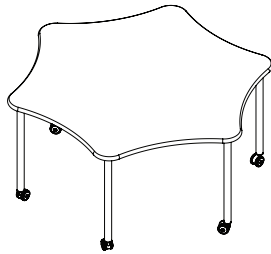




Elemental 60" 6-Star Activity Table

MODEL #: EL6S60_ _ _ _ _



OVERVIEW

Elemental tables have optional colored casters and matching colored leg sets. The unique colored legs comes in four configurations; fixed height (EG), adjustable height (EA), fixed height for use with casters (EC), or low range adjustable (EL).

MATERIALS

The 1 1/4" thick WORK SURFACE consists of a 45 lb density particle board core with a 0.030" high pressure laminated surface and a 0.020" melamine backer sheet. The edge of the tabletop features your choice of a 3/8" bumper t-mold or 4mm t-mold, which is then fastened to the underside of the work surface every 6 to 8 inches to assure a long lasting fit. Mounted under the work surface is a 14 gauge steel STIFFENER for reinforcement.

LEG STYLE 14 15

1. "EG" - Fixed-Height 30"
2. "EC" - Fixed-Height 27" (use w/ 3" casters = 30"H).
3. "EA" - Adjustable Height 19" - 33" (with glides)
4. "EL" - Low Range Adjustable 11"-17" (with glides)

The Elemental LEG SETS are constructed of 14-gauge steel with a durable powdercoat paint finish in one of five colors. The legs are reinforced by a gusseted, 'spade' shaped, mounting plate. Each one of the 6 legs attach to the pre-drilled holes in the top with 10 #10 x 5/8" screws per leg. Legs come standard with a nylon base glide.

ADD COLORED CASTERS Model 17599 _ _ _ (6-pack)



* REMINDER: Casters sold separately! (17599 _ _ (6-pack))

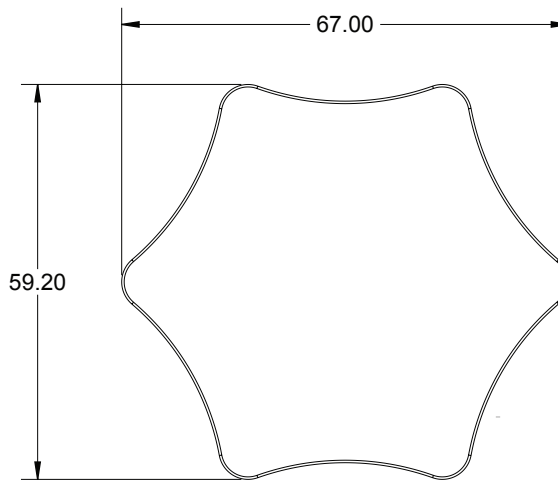
OPTIONAL dual-wheel 3" casters available, ordered separately as their own line item.

BUILD PART NUMBER

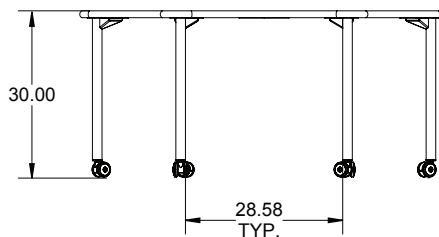
EL	H	O	S	H	7	8	9	10	11	12	13	14	15
or E8	Choose MODEL				Pick Laminate Color			Pick Edge Color	Pick Leg Color			Pick Leg Style	
												Student Desks.	

DIMENSIONS + FREIGHT

Model	Description	Leg Type	D"	W"	H"	F.C.	Cube	WT
EL6S60_ _ _ _ _ EG	6-Star Table	Fixed Height	60" dia.	30	70	4.2	116.5	
EL6S60_ _ _ _ _ EC*	6-Star Table	Fixed Height for Caster	60" dia.	27.5	70	4.2	120.5	
EL6S60_ _ _ _ _ EA	6-Star Table	Adjustable Ht (19-33")	60" dia.	19-33	70	4.2	119.5	
EL6S60_ _ _ _ _ EL	6-Star Table	Low Range Adjustable	60" dia.	11-17	70	4.2	118.5	



drawings shown with 'EC' style legs, with optional 3" casters added.
 **3" Casters make table height 30."
 * REMINDER:
 Casters sold separately! (17599 _ _ _)



Elemental Tables have optional colored casters and matching colored legsets

STANDARD LAMINATE OPTIONS

Want to specify a different laminate?

No problem. If you have 20 or more tops of the same color -60 or -38 there is no upcharge. Have 20 or less? We can quote for you with the Wilsonart code and – finish style. We can specify other laminates—call to inquire and get a quote.

SUGGESTED STANDARD LAMINATES: 7 8 9



Classic Standard Laminates:



STANDARD EDGE COLOR OPTIONS: 10



ELEMENTAL LEG COLORS 11 12 13



ELEMENTAL LEG STYLE 14 15



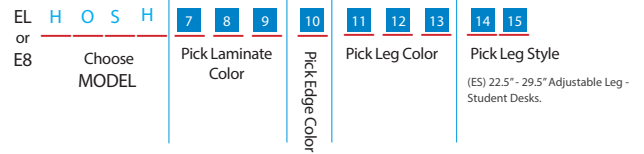
LEG STYLE:

- "EG" - Fixed-Height 30"
- "EC" - Fixed-Height 27"
(use w/ 3" casters = 30"H).
- "EA" - Adjustable Height
(19" - 33" w/ glides)
(21.5" - 35.5" w/ 3" casters)
- "EL" - Low Range Adjustable
(11" - 17" w/ glides)
(13.5" - 19.5" w/ 3" casters)

**3" Casters make table height 30."

* REMINDER:
Casters sold separately!

BUILD PART NUMBER



All 14 of the standard laminates are -60 finish, if you need to match a laminate from a previous year, please let us know on your order (example Pewter Mesh 4878-38, our standard is -60).

When the WilsonArt Laminate code includes a "Y", "K", "-12" "-78", "Aeon" etc, these are special laminates with an upcharge, even when it contains -38 or -60.