



flexline technology desk

24" x 60"

MODEL #: 01377

TWO-STUDENT 24" X 60"

DIMENSIONS + FREIGHT

MODEL #	D"	W"	H"	F.C.	CUBE	WEIGHT
01377	24"	60"	19" - 31"	70	7.0	96 lbs.
carton	28"	63"	7"			
17576	3" casters set of 4 lock		3"	70	0.2	3 lbs.
17554	4" casters set of 4, 2 lock		4"	70	0.3	4 lbs.

OVERVIEW

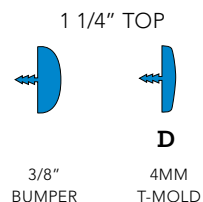
Flex Stations have an oversized work surface that accommodates laptop computers with built in Wire Manager, great for project learning environments.

The 1 1/4" WORK SURFACE consists of a 45 lb density particle board core with a 0.030" high pressure laminated surface and a 0.020" melamine backer sheet. The edge of the work surface features a 3/8" t-mold edge that is mechanically fastened to the underside of the work surface every 6 to 8 inches to assure a long lasting fit. The top is pre-drilled for ease of installation.

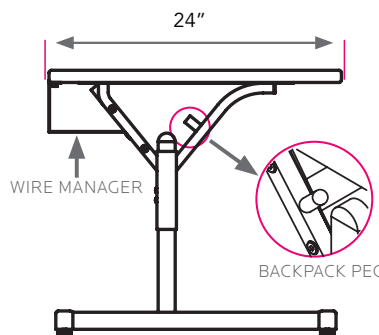
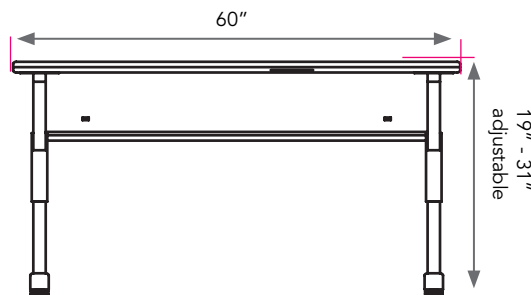
The FRAME is attached to the pre-drilled holes in the top with (12) #10 x 3/4" screws through a 3"W x 18"L 14-gauge steel mounting plate. The mounting plate is welded to (2) 1" square 16-gauge steel Y-shaped tubes which are welded to a 1 1/4" x 2" 14-gauge vertical leg support. The legs adjust in height from 19" to 31" in 1" increments. The adjustment for each leg is secured with (2) 3 3/4" -16 x .675 allen screws. All open ends on the 16-gauge tubing will be capped with color matched plastic end caps. The bases have a color matched lockable end cap/glide combination that resists tampering. The right and left leg both include Smith System patented backpack peg allowing for either inside or outside positioning.

The 18 gauge steel wire management tray mounts under the work surface and hinges off the 10"h 16 gauge steel modesty panel. Cables drop through the work surface cut outs. Both the frame and legs will have Black or Platinum powder coat finish.

FLEX TECH TOP & EDGE PROFILE



model #01386 (30"x 60") two-student flex station shown with optional 3" caster pack #17576



Frame Color Options



BLACK



PLATINUM

Standard Laminate Options

Want to specify a different laminate?


No problem. If you have 20 or more tops of the same color -60 or -38 there is no upcharge. Have 20 or less? We can quote for you with the Wilsonart code and – finish style. We can specify other laminates – call to inquire and get a quote.



Suggested Standard Laminates:



ASIAN NIGHT
7949-60



BOARDWALK OAK
7983-60



PEWTER MESH
4878-60



CLASSIC LINEN
4943-60



HIGH RISE
4996-60



BUKA BARK
7982-60



PALISADES OAK
7987-60



FLAX LINEN
4990-60




MISSION MAPLE
7990-60



NEW AGE OAK
7938-60

Classic Standard Laminates:



FRENCH PEAR
8220-60



WILD CHERRY
7054-60



GREY NEBULA
4622-60



FUSION MAPLE
7909-60

All 14 of the standard laminates are -60 finish, if you need to match a laminate from a previous year, please let us know on your order (example Pewter Mesh 4878-38, our standard is -60).

When the WilsonArt Laminate code includes a "Y", "K", "-12" "-78", "Aeon" etc, these are special laminates with an upcharge, even when it contains -38 or -60.

Standard Edge Color Options



APPLE



BLACK



BLUEBERRY



BURGUNDY



CERULEAN



CHAMPAGNE



CHARCOAL



CHOCOLATE



CLEMENTINE



FOREST GREEN



FUCHSIA



MINT



MOCHA



NAVY



ORANGE



PERSIAN BLUE



PLATINUM



PURPLE



RED



YELLOW