



interchange activity tables

20" deep rectangles

MODEL #: 04082 - 04087

20" DEEP RECTANGLES

DIMENSIONS + FREIGHT

MODEL #	D"	W"	H"	F.C.	CUBE	WEIGHT
04082	20"	36"	22" - 34"	70	1.5	58 lbs.
04083	20"	48"	22" - 34"	70	2.0	74 lbs.
04084	20"	54"	22" - 34"	70	2.2	79 lbs.
04085	20"	60"	22" - 34"	70	2.5	84 lbs.
04086	20"	72"	22" - 34"	70	3.0	98 lbs.
04087	20"	90"	22" - 34"	70	3.7	114 lbs.

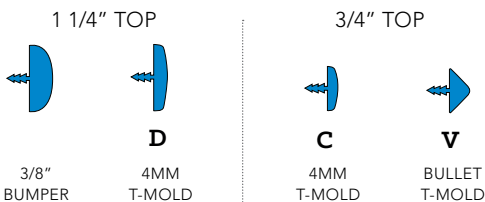
OVERVIEW

The Interchange Activity Tables have a rejuvenated look with our Interchange Ellipse leg sets. The tables offer a stable work surface for the classroom. Interchange Activity tables match the look and style of Interchange student desks for a uniform look in the classroom.

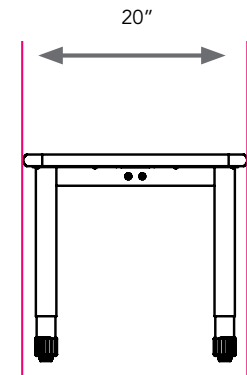
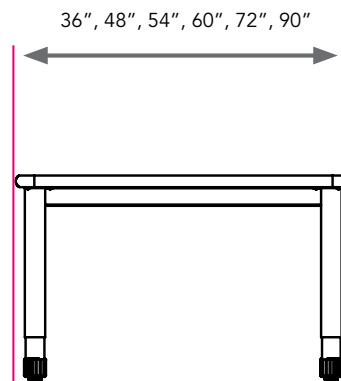
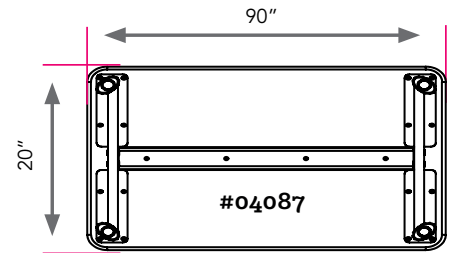
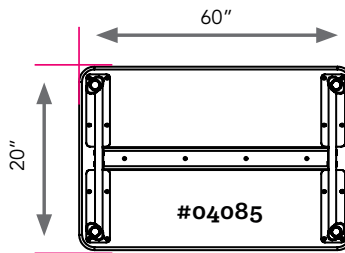
The LEG SETS are made in pairs, made of 16 gauge steel elliptical stems and inserts, 14 gauge cross brace and 12 gauge plates. Frame consists of two fully welded segments. Legs have a full, even and long lasting powdercoat finish. Ends are protected with a textured cap and securely captured leveling glide for fine tuning adjustment on uneven floors. Table height adjusts from 22" - 34" in 1" increments. Adjustment for each leg is secured by two 3/8" set screws.

The WORK SURFACE is made of 1 1/4" or 3/4" thick, high density particle board core, double sided with a 0.030" high pressure laminate and bumper edge that is mechanically fastened every 6"-8". Tops are pre-drilled for leg set attachment and ease of installation. Tables and legs are supported by one or more 2" x 3" channels with four breakovers for optimum strength.

INTERCHANGE TOP & EDGE PROFILE



20" deep activity tables feature one center support channel 2" x 3" wide 14-gauge steel, with 11-gauge steel endplates for




Frame Color Options



BLACK



PLATINUM



Make it mobile with 3" casters
Order Model 17576

Black or Platinum cap available.

Standard Laminate Options

Want to specify a different laminate?

No problem. If you have 20 or more tops of the same color -60 or -38 there is no upcharge. Have 20 or less? We can quote for you with the Wilsonart code and – finish style. We can specify other laminates – call to inquire and get a quote.



Suggested Standard Laminates:



ASIAN NIGHT
7949-60



BOARDWALK OAK
7983-60



PEWTER MESH
4878-60



CLASSIC LINEN
4943-60



HIGH RISE
4996-60



BUKA BARK
7982-60



PALISADES OAK
7987-60



FLAX LINEN
4990-60




MISSION MAPLE
7990-60



NEW AGE OAK
7938-60

Classic Standard Laminates:



FRENCH PEAR
8220-60



WILD CHERRY
7054-60



GREY NEBULA
4622-60



FUSION MAPLE
7909-60

All 14 of the standard laminates are -60 finish, if you need to match a laminate from a previous year, please let us know on your order (example Pewter Mesh 4878-38, our standard is -60).

When the WilsonArt Laminate code includes a "Y", "K", "-12" "-78", "Aeon" etc, these are special laminates with an upcharge, even when it contains -38 or -60.

Standard Edge Color Options



APPLE



BLACK



BLUEBERRY



BURGUNDY



CERULEAN



CHAMPAGNE



CHARCOAL



CHOCOLATE



CLEMENTINE



FOREST GREEN



FUCHSIA



MINT



MOCHA



NAVY



ORANGE



PERSIAN BLUE



PLATINUM



PURPLE



RED



YELLOW