



# silhouette 20 x 27HP

29.5" fixed-height w/ caster

MODEL #: 01646

SILHOUETTE 20" X 27" HARD PLASTIC TOP

## DIMENSIONS + FREIGHT

MODEL #	D"	W"	H"	F.C.	CUBE	WEIGHT
01646	20"	27"	29.5"	70	1.3	40 lbs.
carton	21"	28"	7"			

\*for adjustable-height 19"-31" h leg set see model # 01651.

## OVERVIEW

Shipped ready to assemble, these desks have a heavy-duty work surface that won't sag under heavy books or equipment. The Silhouette Desk is great for rows, pairs, or groupings for collaborative learning.

The WORK SURFACE consists of a 5/8" thick solid plastic top that is molded under high pressure from thermosetting melamine resin. The easy-cleaning solid plastic has a smooth surface which resists scratching, gouging and staining and is non-burning. Meets California firecode CAL TB 133. This versatile Silhouette Student Desk allows for a variety of arrangements in the classroom.

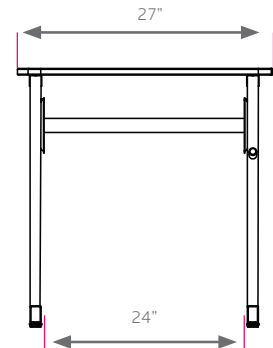
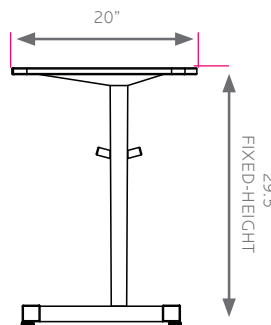
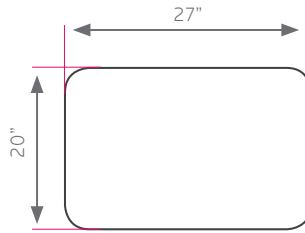
The FRAME is attached to the pre-drilled holes in the top with (6) #10 screws through a 1" x 1.75" 14 gauge steel channel. The mounting channel is welded to a 1" x 2" rectangular 16-gauge steel tube leg. The leg inserts are 1" x 1.75" 16-gauge steel tube and are fixed in height at 29.5".

The legs are tied together for added strength with a 1" x 2" 14-gauge steel tube stretcher bar and (4) bolts. Legs have 3" dual-wheel casters standard. The optional Book Box is attached to the pre drilled holes in the top with (6) #10 screws. This book box is an all welded 22-gauge steel construction that has a curled hem on the front opening, powdercoat Black paint finish, Platinum special order.

\*Book Box not included, sold separately.

## OPTIONAL ACCESSORIES

MODEL #		D"	W"	H"	F.C.	CUBE	WEIGHT
17190	steel bookbox	15"	20"	4"	70	3.0	8 lbs.
17200	wire book-basket	15"	18"	3.5"	70	3.0	5 lbs.
30925	SW tray w/ housing	16.8"	13.5"	3"	70	1.2	8 lbs.
30926	EW tray w/ housing	16.8"	19.6"	3"	70	1.2	10 lbs.
17576	3" casters, set of 4			3"	70	0.1	5 lbs.



## FRAME COLOR OPTIONS



BLACK



PLATINUM

HARD PLASTIC IS NOT AVAILABLE THROUGH THE QUICK SHIP PROGRAM.


## HARD PLASTIC COLOR OPTIONS



MAPLE



CHERRY



GREY