



interchange two-student desk

20" x 60"

MODEL #: 04085

INTERCHANGE TWO-STUDENT 20" X 60"

DIMENSIONS + FREIGHT

MODEL #	D"	W"	H"	F.C.	CUBE	WEIGHT
04085	20"	60"	22"-34"	70	2.5	84 lbs.

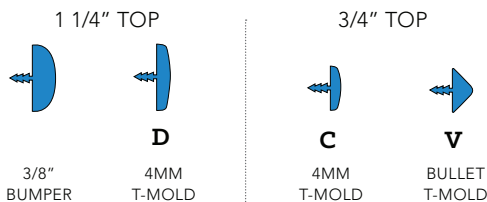
OVERVIEW

This versatile, contemporary student desk provides solid functionality and matches the look of the Interchange Line. The Interchange Desk is ideal for individual or group work in a traditional classroom setting. The spacious work surface provides ample space for work of all kinds.

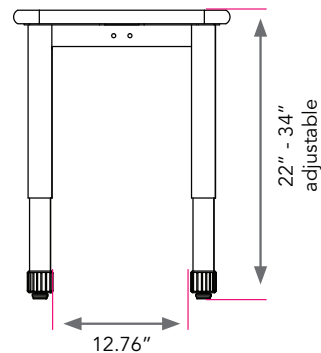
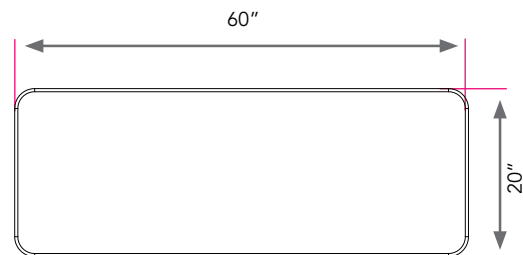
The WORK SURFACE consists of a 45 lb density particle board core with a 0.030" high pressure laminated surface and a 0.020" melamine backer sheet. The edge of the work surface features a t-mold edge that is mechanically fastened to the underside of the work surface every 6 to 8 inches to assure a long lasting fit.

The FRAME top plates are 14 gauge steel, each welded to a 14 gauge 1"x1" tube. Ellipse shaped tubes measure 1.5" x 2.5". 16-gauge leg inserts and leg stems are welded to 14 gauge plates. The top is pre-drilled for ease of assembly, attach legs using included fasteners. Legs include 1" adjustable leveling glides with a locking stop to provide stability on uneven floors.

INTERCHANGE TOP & EDGE PROFILE



20" x 60" Model 04085
Shown in Grey Nebula top with Charcoal edge and Black frame, with optional 3" casters, Model 17576.



Frame Color Options



BLACK



PLATINUM

Standard Laminate Options

Want to specify a different laminate?

No problem. If you have 20 or more tops of the same color -60 or -38 there is no upcharge. Have 20 or less? We can quote for you with the Wilsonart code and – finish style. We can specify other laminates – call to inquire and get a quote.



Suggested Standard Laminates:



ASIAN NIGHT
7949-60



BOARDWALK OAK
7983-60



PEWTER MESH
4878-60



CLASSIC LINEN
4943-60



HIGH RISE
4996-60



BUKA BARK
7982-60



PALISADES OAK
7987-60



FLAX LINEN
4990-60



MISSION MAPLE
7990-60




NEW AGE OAK
7938-60

Classic Standard Laminates:



WILD CHERRY
7054-60



GREY NEBULA
4622-60



FUSION MAPLE
7909-60

All 13 of the standard laminates are -60 finish, if you need to match a laminate from a previous year, please let us know on your order (example Pewter Mesh 4878-38, our standard is -60).

When the WilsonArt Laminate code includes a "Y", "K", "-12" "-78", "Aeon" etc, these are special laminates with an upcharge, even when it contains -38 or -60.

Standard Edge Color Options



APPLE



BLACK



BLUEBERRY



BURGUNDY



CERULEAN



CHAMPAGNE



CHARCOAL



CHOCOLATE



CLEMENTINE



FOREST GREEN



FUCHSIA



MINT



MOCHA



NAVY



ORANGE



PERSIAN BLUE



PLATINUM



PURPLE



RED



YELLOW