



interchange open front desk

24" x 48" rectangle, two-student

MODEL #: 04502

TWO-STUDENT OPEN FRONT DESK 24" X 48"

DIMENSIONS + FREIGHT

MODEL #	D"	W"	H"	F.C.	CUBE	WEIGHT
04502	24"	48"	22" - 32"	70	3.0	52 lbs.
04502V	24"	48"	21.5" - 31.5"	70	3.0	52 lbs.

OVERVIEW


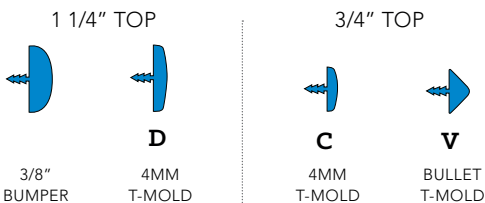
The Interchange Open Front Desk combines the spacious flexibility of our Interchange Student Desks with the convenience of built-in bookboxes. The Interchange Open Front Desk is available in both 3/4" and 1 1/4" thick work surface (see top & edge profiles).

The WORK SURFACE consists of a 45 lb density particle board core with a 0.030" high pressure laminated surface and a 0.020" melamine backer sheet. The edge of the work surface features a t-mold edge that is mechanically fastened to the underside of the work surface every 6 to 8 inches to assure a long lasting fit. 1 1/4" or 3/4" thick top.

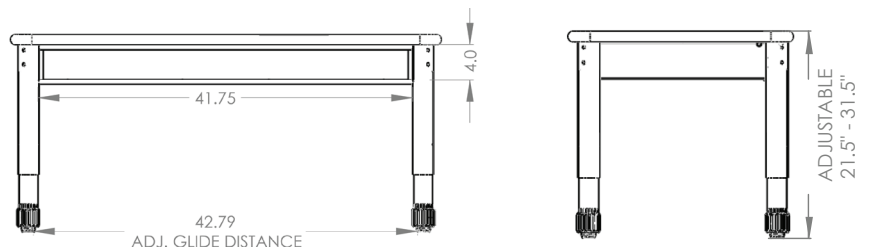
The LEGS have a rugged powdercoat finish that resists wear. The lower leg is constructed of 16-gauge steel and is chrome plated to resist scuffing. The sock style glide caps add protection against scratching floors and provide stability on uneven surfaces with their 1" adjustable leveling glides. Tabletop and legs are supported by one or more 2" x 3" channels with four breakovers for optimum strength.

The BOOKBOX is constructed of 18-gauge formed and welded steel. The box features a convenient, integrated pencil retainer. The legs are simply, but securely fastened to the bookbox via 2 bolts per leg.

INTERCHANGE TOP & EDGE PROFILE



21.5" - 31.5" height (3/4" thick work surface)
22" - 32" height (1 - 1/4" thick work surface)



Interchange™ Frame Color Options



BLACK
BLA



PLATINUM
PLT

Standard Laminate Options

Want to specify a different laminate?

No problem. If you have 20 or more tops of the same color -60 or -38 there is no upcharge. Have 20 or less? We can quote for you with the Wilsonart code and – finish style. We can specify other laminates – call to inquire and get a quote.



Suggested Standard Laminates:



ASIAN NIGHT
7949-60
ANG



BOARDWALK OAK
7983-60
BWK



PEWTER MESH
4878-60
PEW



CLASSIC LINEN
4943-60
CLN



HIGH RISE
4996-60
HRE



BUKA BARK
7982-60
BBK



PALISADES OAK
7987-60
PSO



FLAX LINEN
4990-60
FLL




MISSION MAPLE
7990-60
MIM



NEW AGE OAK
7938-60
NEW


Classic Standard Laminates:



FRENCH PEAR
8220-60
FRP



WILD CHERRY
7054-60
CHE



GREY NEBULA
4622-60
GNB



FUSION MAPLE
7909-60
MAP

All 14 of the standard laminates are -60 finish, if you need to match a laminate from a previous year, please let us know on your order (example Pewter Mesh 4878-38, our standard is -60).

When the WilsonArt Laminate code includes a "Y", "K", "-12" "-78", "Aeon" etc, these are special laminates with an upcharge, even when it contains -38 or -60.

Standard Edge Color Options



APPLE A



BLACK B



BLUEBERRY C



BURGUNDY D



CERULEAN S



CHAMPAGNE O



CHARCOAL R



CHOCOLATE Q



CLEMENTINE E



FOREST GREEN F



FUCHSIA G



MINT H



MOCHA T



NAVY I



ORANGE U



PERSIAN BLUE J



PLATINUM P



PURPLE K



RED L



YELLOW N

Smith System®

MODEL 04502 - NOVEMBER 2019