



# deluxe tabletop lectern

MODEL #: 04619

## TABLETOP LECTERN



## OVERVIEW

This convenient tabletop model can make a strong statement in classrooms, libraries, meeting rooms and more. Choose from 13 laminates choices, 20 edge molding colors and Black or Platinum frame.

The 3/4" thick work surface has a retaining lip to aid items from falling off. The tabletop lectern is made out of durable metal, yet light weight for easy movement. With it weighing less than 20 pounds, it is easily mobile and can be transported with ease. The spacious storage area is constructed of 19-gauge steel that is 17.75"d x 15"w. The storage area also has 3 grommet holes for wire management.

## SILHOUETTE TOP & EDGE PROFILE



**C**  
4MM  
T-MOLD

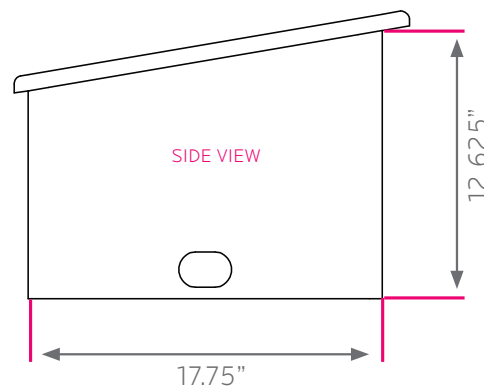
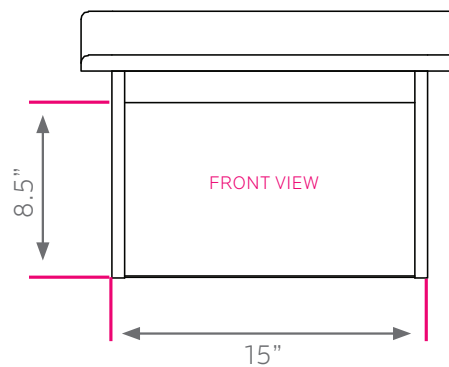


**V**  
BULLET  
T-MOLD

3/4" TOP ONLY

## DIMENSIONS

MODEL #	D"	W"	H"	F.C.	WEIGHT
04619	20"	18"	13"	125	21 lbs.
carton	22.5"	20.5"	16"		



## MODEL 04619 COLOR OPTIONS



BLACK  
BLA



PLATINUM  
PLT

## MODEL 04619 LAMINATE OPTIONS

Want to specify a different laminate?

No problem. If you have 20 or more tops of the same color -60 or -38 there is no upcharge. Have 20 or less? We can quote for you with the Wilsonart code and – finish style. We can specify other laminates – call to inquire and get a quote.



Suggested Standard Laminates:




ASIAN NIGHT  
7949-60  
ANG



BOARDWALK OAK  
7983-60  
BWK



PEWTER MESH  
4878-60  
PEW



CLASSIC LINEN  
4943-60  
CLN



HIGH RISE  
4996-60  
HRE



BUKA BARK  
7982-60  
BBK



PALISADES OAK  
7987-60  
PSO



FLAX LINEN  
4990-60  
FLL



MISSION MAPLE  
7990-60  
MIM



NEW AGE OAK  
7938-60  
NEW

Classic Standard Laminates:



WILD CHERRY  
7054-60  
CHE



GREY NEBULA  
4622-60  
GNB



FUSION MAPLE  
7909-60  
MAP

All 13 of the standard laminates are -60 finish, if you need to match a laminate from a previous year, please let us know on your order (example Pewter Mesh 4878-38, our standard is -60).

When the WilsonArt Laminate code includes a "Y", "K", "-12" "-78", "Aeon" etc, these are special laminates with an upcharge, even when it contains -38 or -60.

## MODEL 04619 EDGE COLOR OPTIONS



APPLE A



BLACK B



BLUEBERRY C



BURGUNDY D



CERULEAN S



CHAMPAGNE O



CHARCOAL R



CHOCOLATE Q



CLEMENTINE E



FOREST GREEN F



FUCHSIA G



MINT H



MOCHA T



NAVY I



ORANGE U



PERSIAN BLUE J



PLATINUM P



PURPLE K



RED L



YELLOW N

Smith System®

MODEL 04619 - SEPTEMBER 2017