



uxl nest & fold

30" x 72" rectangle, adjustable-height

MODEL #: AL3072_ _ _ _PLT

UXL NEST & FOLD TABLE, 30" X 72"
ADJUSTABLE HEIGHT

DIMENSIONS + FREIGHT

MODEL #	D"	W"	H"	F.C.	WEIGHT
AL3072	30"	72"	26"-36"	70	132 lbs.
carton #1	71.5"	31.5"	6.63"		
carton #2	27.5"	26.5"	7.5"		

AL or AM Choose Size

7 8 9 10 Pick Laminate Color

PLT Pick Edge Color

OVERVIEW

The mechanism for height adjustment uses two dog point hex screws per side which allows the table to adjust from 26"-36" in height in one inch increments with rock solid Smith System quality. Chrome tubing is welded to a powder-coated t-base which accents the upper structure for an updated design.

MATERIALS

The 1 1/4" thick work surface consists of a 45 lb density particle board core with a 0,030" high pressure laminated surface and a 0.020" backer sheet. The edge of the work surface features t-mold that is stapled to the underside of the work surface every 6" - 8". The table top is pre-drilled to attach legs using included fasteners.

The main frame is constructed of 2" diameter x 16-gauge round cold-rolled tubular steel that is welded to an ingenious mechanism that allows the table top to fold down and back into place easily. The substantial upper legs are made of 1.5" diameter x 14-gauge twin tube cold-rolled steel while the lower legs are constructed of chrome plated cold rolled steel. Comes with 3" dual-wheel casters for easy mobility and storage.

UXL TOP & EDGE PROFILE

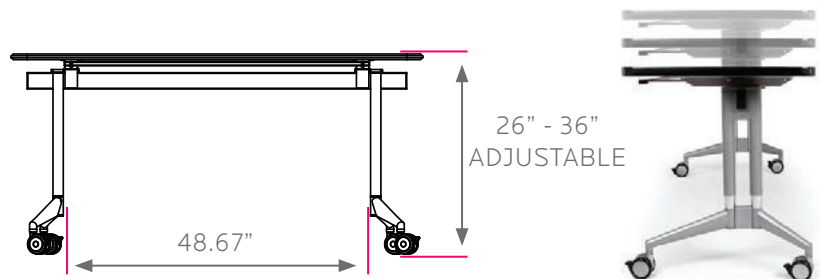
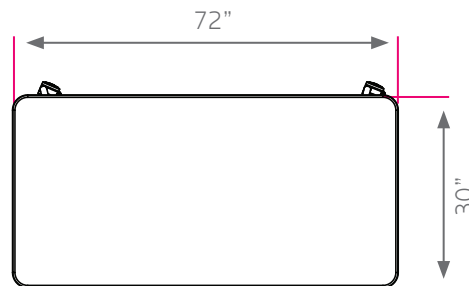
1 1/4" TOP

AL 3/8" BUMPER

AM 4MM T-MOLD



AM2460ANGRPLT Shown in Asian Night top with Charcoal edge and Platinum frame. Optional UXL Adjustable Stools.



UXL Frame & Leg Color Options



PLATINUM
PLT

Standard Laminate Options

Want to specify a different laminate?

No problem. If you have 20 or more tops of the same color -60 or -38 there is no upcharge. Have 20 or less? We can quote for you with the Wilsonart code and – finish style. We can specify other laminates – call to inquire and get a quote.



Suggested Standard Laminates:




ASIAN NIGHT
7949-60
ANG



BOARDWALK OAK
7983-60
BWK



PEWTER MESH
4878-60
PEW



CLASSIC LINEN
4943-60
CLN



HIGH RISE
4996-60
HRE



BUKA BARK
7982-60
BBK



PALISADES OAK
7987-60
PSO



FLAX LINEN
4990-60
FLL



MISSION MAPLE
7990-60
MIM



NEW AGE OAK
7938-60
NEW

Classic Standard Laminates:



WILD CHERRY
7054-60
CHE



GREY NEBULA
4622-60
GNB



FUSION MAPLE
7909-60
MAP

All 13 of the standard laminates are -60 finish, if you need to match a laminate from a previous year, please let us know on your order (example Pewter Mesh 4878-38, our standard is -60).

When the WilsonArt Laminate code includes a "Y", "K", "-12" "-78", "Aeon" etc, these are special laminates with an upcharge, even when it contains -38 or -60.

Standard Edge Color Options



APPLE A



BLACK B



BLUEBERRY C



BURGUNDY D



CERULEAN S



CHAMPAGNE O



CHARCOAL R



CHOCOLATE Q



CLEMENTINE E



FOREST GREEN F



FUCHSIA G



MINT H



MOCHA T



NAVY I



ORANGE U



PERSIAN BLUE J



PLATINUM P



PURPLE K



RED L



YELLOW N

Smith System®

MODEL AL3072 - OCTOBER 2017